

# FLOS

05.6211.40.CB White

## Workmates Surface Small Full Spectrum Casambi

NEW

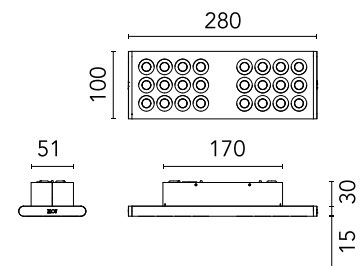
Designed by FLOS Architectural, 2023



Ceiling surface luminaire. High quality colour rendering Full Spectrum light source. Integrated driver. UGR<16. EN12464 - cd/m<sup>2</sup> @ 65°<3000 compliant. Casambi, maximum distance between fixtures: 50m.

Are you a professional and your project needs consulting and support?

BOOK AN APPOINTMENT



### Main specifications

|                        |                     |
|------------------------|---------------------|
| Mounting               | Ceiling surface     |
| Environments           | Indoor dry location |
| Light source type      | LED                 |
| Light sources included | Yes                 |
| LED type               | Top LED             |
| Lamp category          | LED                 |
| Number of lamps        | 1                   |
| Power (W)              | 14                  |
| System power (W)       | 15                  |
| Source flux (lm)       | 1526                |
| Lumen Output (lm)      | 1151                |
| Efficacy (lm/W)        | 77                  |

### Physical

|                 |       |
|-----------------|-------|
| Colour          | White |
| Orientation     | Fixed |
| Net weight (kg) | 0.6   |
| IP internal     | 20    |

### Download

Mounting instructions [↓ PDF](#)

### Photometric Files

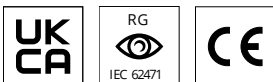
ULD [↓ ULD](#)

LDT / IES [↓ ZIP](#)

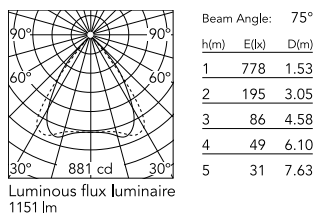
### Technical Drawings

2D [↓ ZIP](#)

3D [↓ ZIP](#)



## Schematic light drawing



## Photometric

|                          |                       |
|--------------------------|-----------------------|
| Lighting type            | Direct                |
| Light distribution       | Symmetric             |
| CCT (K)                  | 3500                  |
| CRI>                     | 98                    |
| McAdam steps (SDCM)      | 3                     |
| Rf fidelity index        | 89                    |
| Rg gamut index           | 106                   |
| LED Life / Failure Ratio | L80B50>60.000h_Tc85°C |
| Beam angle C0-180 (°)    | 76                    |
| Beam angle C90-270 (°)   | 76                    |
| Extreme cut off          | Yes                   |
| UGR <sub>L</sub>         | <16                   |

## Electrical

|                     |                                       |
|---------------------|---------------------------------------|
| Insulation class    | I                                     |
| Frequency (Hz)      | 50/60                                 |
| Main voltage (Vac)  | 220-240                               |
| Forward voltage (V) | 48                                    |
| LED current (mA)    | 350                                   |
| Power supply        | Integrated                            |
| Dimmable            | Yes                                   |
| Power supply type   | Dimmable Casambi                      |
| Dimming range (%)   | 1-100                                 |
| Dimming interface   | Remote Dimmable (Dimmer Not Included) |

## Ecodesign and Energy Labelling

This product contains a light source of energy efficiency class **G**



Replaceable (LED only) light source by a professional



Replaceable control gear by a professional

## Notes

Before placing your order, please consult the product details also on the catalogue, in its technical data sheet and in the installation and assembly instructions to find all the information that may not be included in this site or that could be relevant to your specific project or installation.