

FLOS

09.4511.14A Black

UT Downlight Trim Ø 57 Non Dimmable

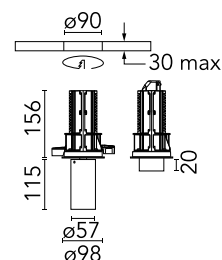
Designed by FLOS Architectural, 2017



Recessed luminaire with LED light source. 220-240V, 50-60Hz remote power supply included.

Are you a professional and your project needs consulting and support?

BOOK AN APPOINTMENT



Main specifications

Mounting	Ceiling recessed
Environments	Indoor dry location
Light source type	LED
Light sources included	Yes
LED type	LED array
Lamp category	LED
Number of lamps	1
Power (W)	18
Source flux (lm)	2008.2
Lumen Output (lm)	981

Physical

Colour	Black
Trim	No
Orientation	Adjustable
Rotation (°)	360
Longitudinal tilting (°)	90
Net weight (kg)	0.73
IP internal	20
IP external	20

Download

Mounting instructions [↓ PDF](#)

Photometric Files

LDT / IES [↓ ZIP](#)

Technical Drawings

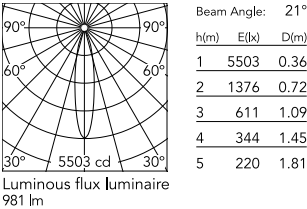
2D [↓ ZIP](#)

3D [↓ ZIP](#)

[Bim](#) [↓ ZIP](#)



Schematic light drawing



Photometric

Light distribution	Symmetric
CCT (K)	3000
CRI>	80
Beam angle C0-180 (°)	21
Beam angle C90-270 (°)	21
UGR _L	<10

Electrical

Insulation class	II
Frequency (Hz)	50/60
Main voltage (Vac)	220-240
Power supply	Remote included
Dimmable	No
Power supply type	Non Dimmable
Emergency	No

Notes

Screening crosspiece, lenses and honeycomb directly installable on the head of the luminaire without needing any fastening accessory.

Accessories & Power Supply



OPTIONAL
Accessory

Optical

08.0526.00

Snoot shielding cone




OPTIONAL
Accessory

Optical

08.8428.00

Honeycomb



OPTIONAL
Accessory

Optical

08.8429.00

Screening crosspiece



OPTIONAL
Accessory

Optical

08.8431.00

Elliptical lens

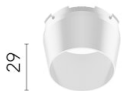


OPTIONAL
Accessory

Optical

08.8432.00

Flood lens




OPTIONAL
Accessory

Optical

08.0526.40

Snoot shielding cone



OPTIONAL
Accessory

Optical

08.0526.BW

Snoot shielding cone