

FLOS

06.1627.14 Black

The Running Magnet Suspension Down Feed Unit Profile

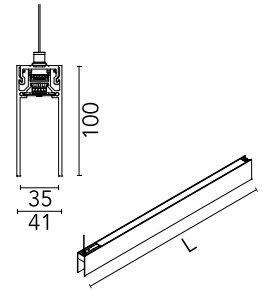
Designed by FLOS Architectural, 2015



Electromechanical profile for suspended installations. Linear profiles available in two versions: power feed profiles for connecting to a driver, and intermediate profiles.

Are you a professional and your project needs consulting and support?

[BOOK AN APPOINTMENT](#)



Main specifications

Mounting	Suspension
Environments	Indoor dry location
Light sources included	no

Physical

Colour	Black
Trim	No
Length (mm)	1500
Net weight (kg)	4.20
IP internal	20
IP external	20

Download

Mounting instructions	↓ PDF
Mounting instructions	↓ PDF
Mounting instructions	↓ PDF



Electrical

Forward voltage (V)	24
Power supply	Remote excluded
Power supply type	Non Dimmable, Dimmable DALI 2, Dimmable Casambi

Notes

Covers included with the power feed profiles.

Ceiling connection (4.2 m feed cable) and suspension (4 m steel cable) accessories included in all linear feed or intermediate products.

90° corners in the same plane (symmetrical element for right and left corners) for the Surface and Down versions. Provided for connection to the driver.

The inner part of the profile is always supplied in black.

Accessories & Power Supply



REQUIRED
Power supply

Electrical

60.9352

LED power supply source for remote installation in 24V/200W electric control panel. To avoid problems of overload it is recommended to install a power source every 185W. 100/240V.



REQUIRED
Power supply

Electrical

60.9089

Electronic transformer with constant voltage (24V) for LED. 100/240V. 60W



REQUIRED
Power supply

Electrical

60.9407

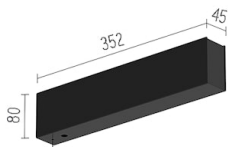
Electronic transformer with constant voltage (24V) for LED. 100/240V. 120W



REQUIRED
Installation

08.8887.14A

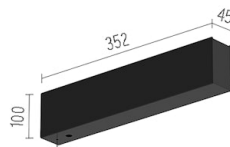
Endcap. 2 unit kit



REQUIRED
Electrical

08.8886.14

Surface power supply for direct and indirect lighting with housing for the driver



REQUIRED
Electrical

08.8886.14.DA

DALI controller and 24V/185W equipment to supply and control both the direct and indirect lighting, included



OPTIONAL
Control interface
Electrical

60.9678A


LED module Dali/Push dimmable control unit for 12, 24 or 48Vdc



OPTIONAL
Electrical

06.1987.14

Multifunction Smart Device for Running Magnet & Fast Track



OPTIONAL
Accessory

08.8883.14A

Canopy surface Black, Power
Supply not included order
separately



OPTIONAL

Electrical

08.8889.14

Recessed power supply rose