

FLOS

05.5470.ES.DA Brushed Bronze

My Spot Ø35 Short Surface NEW

Designed by FLOS Architectural, 2024

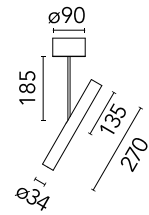


LED - LED array - 9.4W - 531lm - 2700K - CRI> 90 - Beam° 15

LED lighting module for surface-mounted applications. Optical with double focal lens technology, low glare and high visual comfort. Adjustable by tilting and turning. In the downlight position, the connector arm is perfectly flush with the product.

Are you a professional and your project needs consulting and support?

[BOOK AN APPOINTMENT](#)




Main specifications

| | |
|------------------|-----------|
| Mounting | Ceiling |
| LED type | LED array |
| Lamp category | LED |
| Number of lamps | 1 |
| Power (W) | 9.4 |
| System power (W) | 11.5 |
| Source flux (lm) | 680 |
| System flux (lm) | 531 |

Physical

| | |
|--------------------------|----------------|
| Colour | Brushed Bronze |
| Rotation (°) | 360 |
| Longitudinal tilting (°) | 90 |
| Net weight (kg) | 0.67 |
| IP internal | 20 |
| IP external | 20 |


Download

[Mounting instructions](#)  PDF

Photometric Files

[LDT / IES](#)  ZIP

Technical Drawings

[2D](#)  ZIP

[3D](#)  ZIP



Ecodesign and Energy Labelling

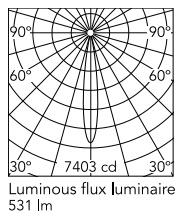


Non-replaceable light source



Replaceable control gear by a professional

Schematic light drawing



| h(m) | E(lx) | D(m) |
|------|-------|------|
| 1 | 7403 | 0.26 |
| 2 | 1851 | 0.51 |
| 3 | 823 | 0.77 |
| 4 | 463 | 1.02 |
| 5 | 296 | 1.28 |

Photometric

| | |
|--------------------------|-----------------------|
| Lighting type | Direct |
| Light distribution | Symmetric |
| CCT (K) | 2700 |
| CRI> | 90 |
| McAdam steps (SDCM) | 2 |
| Rf fidelity index | 89 |
| Rg gamut index | 101 |
| LED Life / Failure Ratio | L90B50>50.000h_Tc85°C |
| Beam angle C0-180 (°) | 15 |
| Beam angle C90-270 (°) | 15 |
| Extreme cut off | No |
| UGR _L | <10 |

Electrical

| | |
|---------------------|-----------------|
| Insulation class | I |
| Frequency (Hz) | 50/60 |
| Main voltage (Vac) | 220 |
| Forward voltage (V) | 18 |
| LED current (mA) | 400 |
| Power supply | Integrated |
| Dimmable | Yes |
| Power supply type | Dimmable DALI 2 |
| Batteries inside | No |