

# FLOS

05.5485.ER.DA Brushed Steel

## My Spot Ø35 Long Surface NEW

Designed by FLOS Architectural, 2024

LED - LED array - 9.4W - 556lm - 3000K - CRI> 90 - Beam° 15



LED lighting module for surface-mounted applications. Optical with double focal lens technology, low glare and high visual comfort. Adjustable by tilting and turning. In the downlight position, the connector arm is perfectly flush with the product.

Are you a professional and your project needs consulting and support?

[BOOK AN APPOINTMENT](#)



### Main specifications

Mounting	Ceiling
LED type	LED array
Lamp category	LED
Number of lamps	1
Power (W)	9.4
System power (W)	11.5
Source flux (lm)	711
System flux (lm)	556

### Physical

Colour	Brushed Steel
Rotation (°)	360
Longitudinal tilting (°)	90
Net weight (kg)	0.7
IP internal	20
IP external	20

### Download

Mounting instructions [↓ PDF](#)

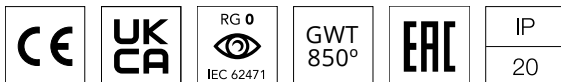
### Photometric Files

LDT / IES [↓ ZIP](#)

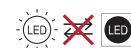
### Technical Drawings

2D [↓ ZIP](#)

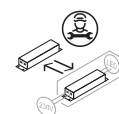
3D [↓ ZIP](#)



### Ecodesign and Energy Labelling

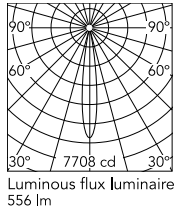


Non-replaceable light source



Replaceable control gear by a professional

## Schematic light drawing



### Photometric

Lighting type	Direct
Light distribution	Symmetric
CCT (K)	3000
CRI>	90
McAdam steps (SDCM)	2
Rf fidelity index	90
Rg gamut index	100
LED Life / Failure Ratio	L90B50>50.000h_Tc85°C
Beam angle C0-180 (°)	15
Beam angle C90-270 (°)	15
Extreme cut off	No
UGR <sub>L</sub>	<10

### Electrical

Insulation class	I
Frequency (Hz)	50/60
Main voltage (Vac)	220
Forward voltage (V)	18
LED current (mA)	400
Power supply	Integrated
Dimmable	Yes
Power supply type	Dimmable DALI 2
Batteries inside	No