

FLOS

05.5482.40.CB White

My Spot Ø35 Long Surface NEW

Designed by FLOS Architectural, 2024

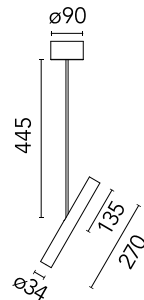


LED - LED array - 9.4W - 588lm - 2700K - CRI> 90 - Beam° 30

LED lighting module for surface-mounted applications. Optical with double focal lens technology, low glare and high visual comfort. Adjustable by tilting and turning. In the downlight position, the connector arm is perfectly flush with the product.

Are you a professional and your project needs consulting and support?

[BOOK AN APPOINTMENT](#)



Main specifications

Mounting	Ceiling
LED type	LED array
Lamp category	LED
Number of lamps	1
Power (W)	9.4
System power (W)	11
Source flux (lm)	680
System flux (lm)	588

Physical

Colour	White
Rotation (°)	360
Longitudinal tilting (°)	90
Net weight (kg)	0.7
IP internal	20
IP external	20

Download

Mounting instructions [↓ PDF](#)

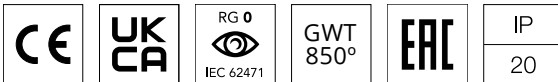
Photometric Files

LDT / IES [↓ ZIP](#)

Technical Drawings

2D [↓ ZIP](#)

3D [↓ ZIP](#)



Ecodesign and Energy Labelling

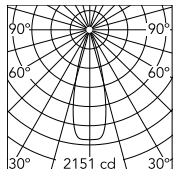


Non-replaceable light source



Replaceable control gear by a professional

Schematic light drawing



Beam Angle: 30°

h(m)	E(lx)	D(m)
1	2151	0.54
2	538	1.09
3	239	1.63
4	134	2.18
5	86	2.72

Luminous flux Luminaire
588 lm

Photometric

Lighting type	Direct
Light distribution	Symmetric
CCT (K)	2700
CRI>	90
McAdam steps (SDCM)	2
Rf fidelity index	89
Rg gamut index	101
LED Life / Failure Ratio	L90B50>50.000h_Tc85°C
Beam angle C0-180 (°)	30
Beam angle C90-270 (°)	30
Extreme cut off	No
UGR _L	<10

Electrical

Insulation class	I
Frequency (Hz)	50/60
Main voltage (Vac)	220
Forward voltage (V)	18
LED current (mA)	370
Power supply	Integrated
Dimmable	Yes
Power supply type	Dimmable Casambi
Batteries inside	No