

# FLOS

06.1656.40 White

## Feed 90° Corner

Designed by FLOS Architectural, 2015

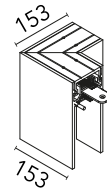


Length: 153 - Suspension

Can be powered. Includes 2 cable suspension kits.

Are you a professional and your project needs consulting and support?

[BOOK AN APPOINTMENT](#)



### Main specifications

Mounting	Suspension
Environments	Indoor dry location
Light sources included	no

### Physical

Colour	White
Trim	No
Length (mm)	153
Net weight (kg)	0.76
IP internal	20
IP external	20

### Download

[Mounting instructions](#)



### Electrical

Forward voltage (V)	24
Power supply	Remote excluded
Power supply type	Non Dimmable, Dimmable DALI 2, Dimmable Casambi

## Accessories & Power Supply



OPTIONAL  
Power supply

Electrical

60.9352

LED power supply source for remote installation in 24V/200W electric control panel. To avoid problems of overload it is recommended to install a power source every 185W. 100/240V.



OPTIONAL  
Power supply

Electrical

60.9089

Electronic transformer with constant voltage (24V) for LED. 100/240V. 60W



OPTIONAL  
Power supply

Electrical

60.9407

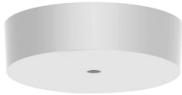
Electronic transformer with constant voltage (24V) for LED. 100/240V. 120W



OPTIONAL  
Installation

08.8887.40A

Endcap. 2 unit kit



OPTIONAL  
Accessory

08.8883.40A

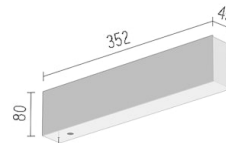
Canopy surface White, Power Supply not included order separately



OPTIONAL  
Electrical

08.8889.40

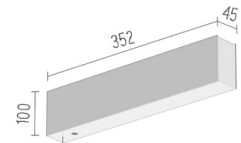
Recessed power supply rose



OPTIONAL  
Electrical

08.8886.40

Surface power supply for direct and indirect lighting with housing for the driver



OPTIONAL  
Electrical

08.8886.40.DA

DALI controller and 24V/185W equipment to supply and control both the direct and indirect lighting, included