

FLOS

05.7210.GL Gold

Easy Kap Ø 50 Adjustable Optic Spot

Designed by FLOS Architectural, 2019

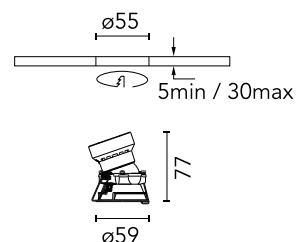
LED - LED array - 7.3W - 554lm - 2700K - CRI> 90 - Beam° 15



Recessed luminaire with LED light source. Power supply not included. Installation frame not necessary.

Are you a professional and your project needs consulting and support?

[BOOK AN APPOINTMENT](#)



Main specifications

Mounting	Ceiling recessed
Environments	Indoor dry location
Light source type	LED
Light sources included	Yes
LED type	LED array
Lamp category	LED
Number of lamps	1
Power (W)	7.3
System power (W)	8.6
Source flux (lm)	670
Lumen Output (lm)	554
Efficacy (lm/W)	64

Physical

Colour	Gold
Trim	Yes
Orientation	Adjustable
Rotation (°)	360
Longitudinal tilting (°)	20
Transversal tilting (°)	20
Recessed depth (mm)	91
Spot diameter (mm)	59
Length (mm)	59
Net weight (kg)	0.16
Package height (mm)	90
Package width (mm)	140
Package length (mm)	105
IP internal	20
IP external	54

Download

[Mounting instructions](#) [↓ PDF](#)

[Item information](#) [↓ JPG](#)

Photometric Files

[LDT / IES](#) [↓ ZIP](#)

Technical Drawings

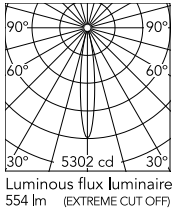
[2D](#) [↓ ZIP](#)

[3D](#) [↓ ZIP](#)

[Bim](#) [↓ ZIP](#)



Schematic light drawing



Beam Angle: 15°

h(m)	E(lx)	D(m)
1	5302	0.26
2	1325	0.53
3	589	0.79
4	331	1.06
5	212	1.32

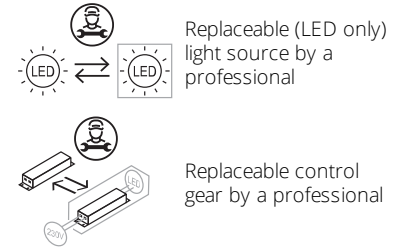
Photometric

Lighting type	Direct
Light distribution	Symmetric
CCT (K)	2700
CRI>	90
McAdam steps (SDCM)	3
LED Life / Failure Ratio	L80B50>50.000h (Tc=85°C)
Beam angle C0-180 (°)	15
Beam angle C90-270 (°)	15
UGR _L	<10

Electrical

Insulation class	III
Frequency (Hz)	0
Forward voltage (V)	35.9
LED current (mA)	200
Power supply	Remote excluded
Dimmable	Yes
Power supply type	Non Dimmable, Dimmable DALI 2, Dimmable 0-10V, Dimmable Casambi, Dimmable 1-10V, Dimmable DALI 1, Mains Cut Dimming

Ecodesign and Energy Labelling



Accessories & Power Supply



REQUIRED
Control interface

Electrical

60.9392

Casambi controller. Requires 1-10V or Dali driver. It must be ordered separately



REQUIRED
Power supply

Electrical

60.9160

Non dimmable continuous current power supply of 220/240V - 50/60Hz with power current selected through adjustable with switch 200 mA - 8,5W / 250mA - 11W / 300 mA - 13W / 350 mA - 15W / 400 mA - 17,5W / 450 mA - 19,5W / 500 mA - 22W



REQUIRED
Power supply

Electrical

60.9483

Continuous current power supply, 0-10V dimmable, 220/240V - 50/60Hz, 200mA - 20W



REQUIRED
Power supply

Electrical

60.9604

Continuous current power supply, dimmable DALI 2, 220/240V - 50/60Hz, 200mA - 20W



REQUIRED
Power supply

Electrical

60.9949

Continuous current power supply of 7,2-24W, 220/240V - 50/60Hz with power current selected through adjustable switch. 200mA - 8W / 250mA - 10W / 300mA - 12W / 350mA - 14W. Trailing & leading edge, mains dimming.

