


# FLOS

06.2540.18 Deep Brown

## Zero Track Surface Profile. Feed Unit for Remote Power Supply Unit

Designed by FLOS Architectural, 2020



Feed unit for remote power supply unit. Power cable inserting is possible both from the top and the side.

Are you a professional and your project needs consulting and support?

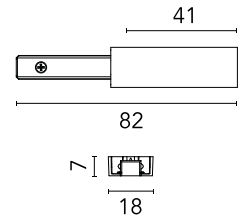
[BOOK AN APPOINTMENT](#)

### Main specifications

Mounting	Ceiling surface, Wall surface
Environments	Indoor dry location
Light sources included	no

### Physical

Colour	Deep Brown
Trim	No
Net weight (kg)	0.01
IP internal	20



### Photometric

Extreme cut off	No
-----------------	----

### Electrical

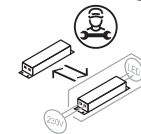
Insulation class	III
------------------	-----

### Download

[Mounting instructions](#)



### Ecodesign and Energy Labelling



Replaceable control gear by a professional

## Accessories & Power Supply



REQUIRED  
Power supply

Electrical

60.9516

Remote Power Supply Non  
Dimmable 24V. 120W. 220/240V



REQUIRED  
Power supply

Electrical

60.9443

Remote Power Supply Non  
Dimmable 24V. 100W. 220/240V



REQUIRED  
Power supply

Electrical

60.9515

Remote Power Supply Non  
Dimmable 24V. 60W. 220/240V



REQUIRED  
Power supply

Electrical

60.9374

Remote Power Supply Non  
Dimmable 24V. 60W. 220/240V



REQUIRED  
Power supply

Electrical

60.9777A

Remote Power Supply Non  
Dimmable 24V. 120W. 220/240V