


FLOS

06.2542.40 White

Zero Track Surface Profile. 90° Flat Corner

Designed by FLOS Architectural, 2020

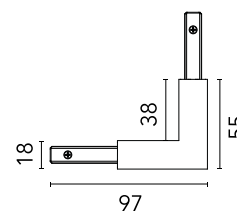


Ceiling surface, Wall surface

90° flat corner. Can be powered. It has a rear space for the supply connection.

Are you a professional and your project needs consulting and support?

[BOOK AN APPOINTMENT](#)



Main specifications

Mounting	Ceiling surface, Wall surface
Environments	Indoor dry location
Light sources included	no

Physical

Colour	White
Trim	No
Net weight (kg)	0.01
IP internal	20

Download

Mounting instructions



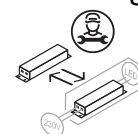
Photometric

Extreme cut off	No
-----------------	----

Electrical

Insulation class	III
------------------	-----

Ecodesign and Energy Labelling



Replaceable control gear by a professional

Accessories & Power Supply



REQUIRED
Power supply

Electrical

60.9516

Remote Power Supply Non
Dimmable 24V. 120W. 220/240V



REQUIRED
Power supply

Electrical

60.9443

Remote Power Supply Non
Dimmable 24V. 100W. 220/240V



REQUIRED
Power supply

Electrical

60.9515

Remote Power Supply Non
Dimmable 24V. 60W. 220/240V



REQUIRED
Power supply

Electrical

60.9374

Remote Power Supply Non
Dimmable 24V. 60W. 220/240V



REQUIRED
Power supply

Electrical

60.9777A

Remote Power Supply Non
Dimmable 24V. 120W. 220/240V