

FLOS

F010J41A012 Forest Green

Walkstick Pipe 2 H 930 mm Non Dimmable

Designed by Antonio Citterio, 2019



220-240V power supply included. Ready for installation on solid surface. Box for ground installation to be ordered separately. Included 2 way terminal block 4 poles IP68 H2O Stop. Version 110V upon request.

Are you a professional and your project needs consulting and support?

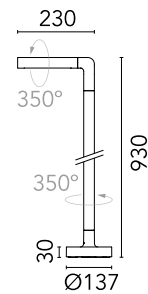
[BOOK AN APPOINTMENT](#)

Main specifications

| | |
|------------------------|----------------------|
| EAN | 8054793208367 |
| Mounting | Ground |
| Environments | Outdoor wet location |
| Light source type | LED |
| Light sources included | Yes |
| LED type | Power LED |
| Number of lamps | 1 |
| Power (W) | 7 |
| System power (W) | 7 |
| Lumen Output (lm) | 529 |

Physical

| | |
|-------------------------|--------------|
| Colour | Forest Green |
| Trim | No |
| Orientation | Adjustable |
| Rotation (°) | 350 |
| Transversal tilting (°) | 350 |
| Net weight (kg) | 3.6 |
| Package height (mm) | 1005 |
| Package width (mm) | 261 |
| Package length (mm) | 192 |
| Package volume (m3) | 0.05 |
| IP internal | 65 |
| Drive Over | No |



Download

[Mounting instructions](#) ZIP

Photometric Files

[LDT / IES](#) ZIP

Technical Drawings

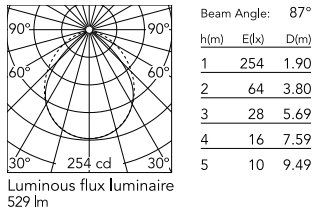
[2D](#) ZIP

[3D](#) ZIP

[Bim](#) ZIP



Schematic light drawing



Photometric

| | |
|------------------------|------------|
| Lighting type | Direct |
| Light distribution | Asymmetric |
| CCT (K) | 4000 |
| CRI> | 80 |
| Beam angle C0-180 (°) | 97 |
| Beam angle C90-270 (°) | 97 |

Electrical

| | |
|--------------------|--------------|
| Insulation class | II |
| Frequency (Hz) | 50/60 |
| Main voltage (Vac) | 220-240 |
| Power supply | Integrated |
| Dimmable | No |
| Power supply type | Non Dimmable |
| Dimming interface | Not Dimmable |
| Emergency | No |

Ecodesign and Energy Labelling

This product contains a light source of energy efficiency class D



Notes

We recommend using a connection system with a degree of protection greater than or equal to the degree of protection of the luminaire.

During the installation and the maintenance of the fixtures it is important to be careful and avoid damages on the paint coating.

Damages on the coating exposed to outdoor conditions or water, could cause corrosion.

Chemical substances affect the anticorrosion covering protection.


For LED fixtures, there is evidence that most of the damages are connected to electrical effects related to the insulations, which cause destructive electrical discharges

These effects are frequently caused by:

- over voltage coming from the mains' network where fixture is connected.
- electrostatic discharge (ESD) coming from the environment.

The use of a protective device against the overvoltage on the electrical installation is warmly suggest this helps to reduce the intensity of some of these phenomenon and prevent irreversible damages. The selection of the type of device to be used must be adjust on the electrical plant.

Accessories & Power Supply



OPTIONAL
Accessory

F990E00A000

S.P.D. (SURGE PROTECTION
DEVICE)



OPTIONAL
Accessory

F001Z020000

Box for ground installation