

# FLOS

09.4872.14C Black

## UT Spot Ceiling Ø 86

Designed by FLOS Architectural, 2017

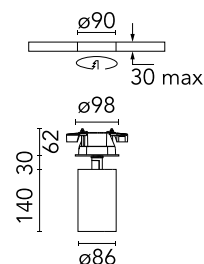


LED - LED array - 27.8W - 2074lm - 4000K - CRI> 90 - Beam° 37

Spotlight to be installed on ceiling with LED light source. 220-240V, 50-60Hz remote power supply included.

Are you a professional and your project needs consulting and support?

[BOOK AN APPOINTMENT](#)



### Main specifications

|                        |                     |
|------------------------|---------------------|
| Mounting               | Ceiling surface     |
| Environments           | Indoor dry location |
| Light source type      | LED                 |
| Light sources included | Yes                 |
| LED type               | LED array           |
| Lamp category          | LED                 |
| Number of lamps        | 1                   |
| Power (W)              | 27.8                |
| System power (W)       | 31.9                |
| Source flux (lm)       | 3506                |
| Lumen Output (lm)      | 2074                |

### Physical

|                          |            |
|--------------------------|------------|
| Colour                   | Black      |
| Trim                     | No         |
| Orientation              | Adjustable |
| Rotation (°)             | 360        |
| Longitudinal tilting (°) | 90         |
| Spot diameter (mm)       | 86         |
| Net weight (kg)          | 1.18       |
| IP internal              | 20         |

### Download

[Mounting instructions](#) PDF

[Mounting instructions](#) PDF

### Photometric Files

[LDT / IES](#) ZIP

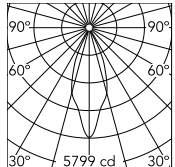
### Technical Drawings

[2D](#) ZIP

[3D](#) ZIP



## Schematic light drawing



Beam Angle: 37°

| h(m) | E(lx) | D(m) |
|------|-------|------|
| 1    | 5799  | 0.67 |
| 2    | 1450  | 1.34 |
| 3    | 644   | 2.01 |
| 4    | 362   | 2.69 |
| 5    | 232   | 3.36 |

Luminous flux luminaire  
2074 lm

## Photometric

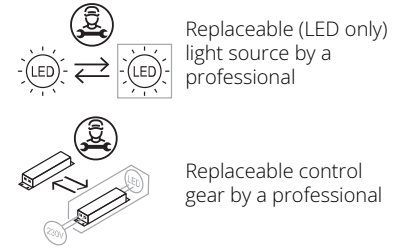
|                        |           |
|------------------------|-----------|
| Lighting type          | Direct    |
| Light distribution     | Symmetric |
| CCT (K)                | 4000      |
| CRI>                   | 90        |
| Beam angle C0-180 (°)  | 37        |
| Beam angle C90-270 (°) | 37        |
| Extreme cut off        | No        |
| UGR <sub>L</sub>       | <10       |

## Electrical

|                    |                 |
|--------------------|-----------------|
| Insulation class   | II              |
| Frequency (Hz)     | 50/60           |
| Main voltage (Vac) | 220-240         |
| Power supply       | Remote included |
| Dimmable           | No              |
| Power supply type  | Non Dimmable    |
| Dimming interface  | Not Dimmable    |

## Ecodesign and Energy

### Labelling



## Accessories & Power Supply



OPTIONAL  
Accessory

Optical

08.8410.00

Holding ring



OPTIONAL  
Accessory

Optical

08.8411.00

Screening crosspiece



OPTIONAL  
Accessory

Optical

08.8163.68

Elliptical lens



OPTIONAL  
Accessory

Optical

08.8175.68

Flood lens



OPTIONAL  
Accessory

Optical

08.8495.14

Honeycomb