

FLOS

09.4862.30A White

UT Spot Ceiling Ø 86

Designed by FLOS Architectural, 2017

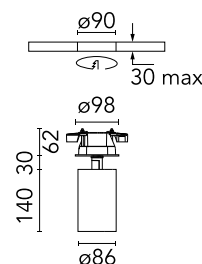


LED - LED array - 32.8W - 2408lm - 3000K - CRI> 80 - Beam° 37

Spotlight to be installed on ceiling with LED light source. 220-240V, 50-60Hz remote power supply included.

Are you a professional and your project needs consulting and support?

[BOOK AN APPOINTMENT](#)



Main specifications

Mounting	Ceiling surface
Environments	Indoor dry location
Light source type	LED
Light sources included	Yes
LED type	LED array
Lamp category	LED
Number of lamps	1
Power (W)	32.8
System power (W)	32.8
Source flux (lm)	3959
Lumen Output (lm)	2408

Physical

Colour	White
Trim	No
Orientation	Adjustable
Rotation (°)	360
Longitudinal tilting (°)	90
Spot diameter (mm)	86
Net weight (kg)	1.18
IP internal	20
IP external	20

Download

[Mounting instructions](#) [↓ PDF](#)

[Mounting instructions](#) [↓ PDF](#)

Photometric Files

[LDT / IES](#) [↓ ZIP](#)

Technical Drawings

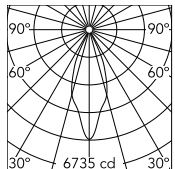
[2D](#) [↓ ZIP](#)

[3D](#) [↓ ZIP](#)

[Bim](#) [↓ ZIP](#)



Schematic light drawing



Beam Angle: 37°

h(m)	E(lx)	D(m)
1	6735	0.67
2	1684	1.34
3	748	2.01
4	421	2.69
5	269	3.36

Luminous flux luminaire
2408 lm

Photometric

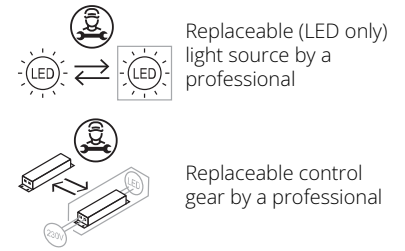
Lighting type	Direct
Light distribution	Symmetric
CCT (K)	3000
CRI>	80
Beam angle C0-180 (°)	37
Beam angle C90-270 (°)	37
UGR _L	<10

Electrical

Insulation class	II
Frequency (Hz)	50/60
Main voltage (Vac)	220-240
Alternating current voltage (Vac)	230
LED current (mA)	900
Power supply	Remote included
Dimmable	No
Power supply type	Non Dimmable
Dimming interface	Not Dimmable
Emergency	No

Ecodesign and Energy

Labelling



Accessories & Power Supply



OPTIONAL
Accessory

Optical

08.8410.00

Holding ring



OPTIONAL
Accessory

Optical

08.8411.00

Screening crosspiece



OPTIONAL
Accessory

Optical

08.8163.68

Elliptical lens



OPTIONAL
Accessory

Optical

08.8175.68

Flood lens



OPTIONAL
Accessory

Optical

08.8495.14

Honeycomb