

# FLOS

09.4862.14A Black

## UT Spot Ceiling Ø 86

Designed by FLOS Architectural, 2017

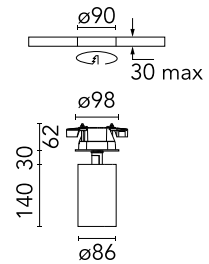


LED - LED array - 32.8W - 2408lm - 3000K - CRI> 80 - Beam° 37

Spotlight to be installed on ceiling with LED light source. 220-240V, 50-60Hz remote power supply included.

Are you a professional and your project needs consulting and support?

[BOOK AN APPOINTMENT](#)



### Main specifications

Mounting	Ceiling surface
Environments	Indoor dry location
Light source type	LED
Light sources included	Yes
LED type	LED array
Lamp category	LED
Number of lamps	1
Power (W)	32.8
System power (W)	32.8
Source flux (lm)	3959
Lumen Output (lm)	2408

### Physical

Colour	Black
Trim	No
Orientation	Adjustable
Rotation (°)	360
Longitudinal tilting (°)	90
Spot diameter (mm)	86
Net weight (kg)	1.18
IP internal	20
IP external	20

### Download

[Mounting instructions](#) PDF

[Mounting instructions](#) PDF

### Photometric Files

[LDT / IES](#) ZIP

### Technical Drawings

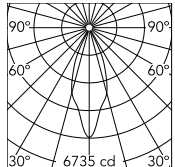
[2D](#) ZIP

[3D](#) ZIP

[Bim](#) ZIP



## Schematic light drawing



Beam Angle: 37°

h(m)	E(lx)	D(m)
1	6735	0.67
2	1684	1.34
3	748	2.01
4	421	2.69
5	269	3.36

Luminous flux luminaire  
2408 lm

## Photometric

Lighting type	Direct
Light distribution	Symmetric
CCT (K)	3000
CRI>	80
Beam angle C0-180 (°)	37
Beam angle C90-270 (°)	37
UGR <sub>L</sub>	<10

## Electrical

Insulation class	II
Frequency (Hz)	50/60
Main voltage (Vac)	220-240
Alternating current voltage (Vac)	230
LED current (mA)	900
Power supply	Remote included
Dimmable	No
Power supply type	Non Dimmable
Dimming interface	Not Dimmable
Emergency	No

## Ecodesign and Energy

### Labelling



## Accessories & Power Supply



OPTIONAL  
Accessory

Optical

08.8410.00

Holding ring




OPTIONAL  
Accessory

Optical

08.8411.00

Screening crosspiece



OPTIONAL  
Accessory

Optical

08.8163.68

Elliptical lens



OPTIONAL  
Accessory

Optical

08.8175.68

Flood lens



OPTIONAL  
Accessory

Optical

08.8495.14

Honeycomb