

# FLOS

06.5025.14 Black

## The Tracking Magnet Suspension Up&Down Profile 90° Mechanical Corner

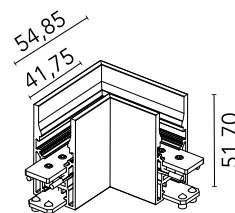
Designed by FLOS Architectural, 2017



Two end suspension connections included. Steel cable not included. No lighting on the upper part. Upper part connections included.

Are you a professional and your project needs consulting and support?

[BOOK AN APPOINTMENT](#)



### Main specifications

Mounting	Suspension
Environments	Indoor dry location
Light sources included	no

### Physical

Colour	Black
Trim	No
Field cuttable	No
Length (mm)	55
Net weight (kg)	0.17
IP internal	20
IP external	20

### Download

[Mounting instructions](#)



### Electrical

Forward voltage (V)	48
LED current (mA)	35
Dimmable	Yes
Emergency	No

## Notes

90° mechanical corner.

---

## Accessories & Power Supply



REQUIRED  
Accessory

Installation

08.8634.00

4m suspension steel cable



REQUIRED  
Accessory

06.5026.14

The Tracking Magnet Suspension  
Up&Down Profile End Caps




REQUIRED  
Accessory

Electrical

08.0614.14

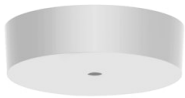
The Tracking Magnet Profile  
Intermediate Connector  
Flexible/Electrical Corner



REQUIRED  
Accessory

08.8883.14A

Canopy surface Black, Power  
Supply not included order  
separately



REQUIRED  
Accessory

08.8883.40A

Canopy surface White, Power  
Supply not included order  
separately



REQUIRED  
Electrical

08.8889.14

Recessed power supply rose



REQUIRED  
Electrical

08.8889.40

Recessed power supply rose



REQUIRED  
Accessory

Installation

60.3014.11

Suspension rod with 1m rose. M6  
thread



REQUIRED  
Accessory

Installation

60.3014.14

1 m suspension rod with ceiling  
rose kit. M6 thread



REQUIRED  
Accessory

Installation

60.3097.11

1 m suspension rod with ceiling  
rose with m6 thread



REQUIRED  
Accessory

Installation

60.3097.14

1 m suspension rod extension set  
with m6 thread