


# FLOS

06.5060.40 White

## The Tracking Magnet Surface/Suspension Profile Casambi / On Board Dimmer compatible

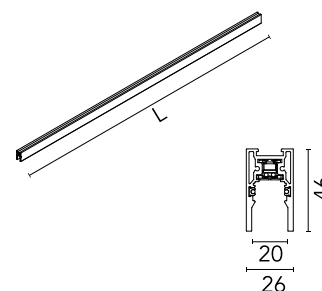
Designed by FLOS Architectural, 2018



Electromechanical profile for surface-mounting, available in lengths from 1 m to 3 m.

Are you a professional and your project needs consulting and support?

[BOOK AN APPOINTMENT](#)



### Main specifications

|                        |                             |
|------------------------|-----------------------------|
| Mounting               | Suspension, Ceiling surface |
| Environments           | Indoor dry location         |
| Light sources included | no                          |

### Physical

|                 |       |
|-----------------|-------|
| Colour          | White |
| Trim            | No    |
| Field cuttable  | Yes   |
| Length (mm)     | 1000  |
| Net weight (kg) | 1.22  |
| IP internal     | 20    |
| IP external     | 20    |

### Download

[Mounting instructions](#)

[ZIP](#)



## Electrical

|                     |                           |
|---------------------|---------------------------|
| Forward voltage (V) | 48                        |
| Power supply        | Remote                    |
| Dimmable            | Yes                       |
| Power supply type   | Non Dimmable,<br>Dimmable |
| Emergency           | No                        |

## Notes

Version compatible with "On board dimmer" luminaries and version compatible with system controlled luminaries (DALI, 1-10V, FLOS SMART CONTROL) available. Corners, connectors and accessories common for the two profile versions. Feed connector, intermediated connector, end-caps and attachment accessories to be ordered separately. Mechanical 90° corners available in the same plane (symmetrical element for left and right corner) and 90° symmetrical internal corners in a different plane. Intermediate connectors to be ordered separately if electrical continuity on corners is required. Corners do not admit installation of spots.

---


## Accessories & Power Supply



REQUIRED  
Accessory

06.5017.40

The Tracking Magnet  
Surface/Suspension Profile End  
Caps



REQUIRED  
Accessory

Electrical

06.0157.00

4-pole, 0.75 mm<sup>2</sup> section, 4-  
meter long, transparent power  
cable



REQUIRED  
Power supply

Electrical

60.9607

LED power supply source for  
remote installation, 110Vac-150W  
/ 220Vac-200W

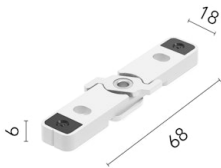


REQUIRED  
Accessory

Installation

60.3097.14

1 m suspension rod extension set  
with m6 thread

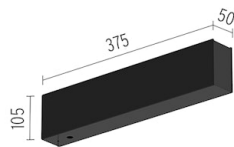


REQUIRED  
Accessory

Installation

08.0615.40

Ceiling fixing kit

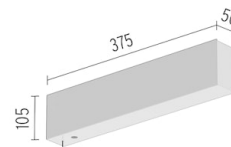


REQUIRED  
Power supply

Electrical

08.0600.14

Surface power supply with 320W /  
48Vdc driver included



REQUIRED  
Power supply

Electrical

08.0600.40

Surface power supply with 320W /  
48Vdc driver included



REQUIRED  
Accessory

Installation

60.3014.14

1 m suspension rod with ceiling  
rose kit. M6 thread



REQUIRED  
Accessory

Installation

60.3097.11

1 m suspension rod with ceiling rose with m6 thread

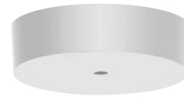


REQUIRED  
Accessory

Electrical

08.0611.14

The Tracking Magnet Profile Feed Connector



REQUIRED  
Accessory

08.8883.40A

Canopy surface White, Power Supply not included order separately



REQUIRED  
Accessory

Electrical

08.0612.14

The Tracking Magnet Profile Intermediate Connector Straight



REQUIRED  
Power supply

Electrical

60.9170

LED power supply source for remote installation, 48V/120W. 220/240 Vac



REQUIRED

Electrical

06.1988.40

Multifunction Smart Device for Tracking Magnet & Infra-Structure

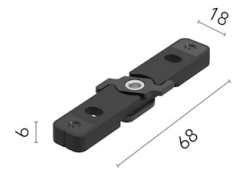


REQUIRED  
Accessory

Electrical

08.0614.14

The Tracking Magnet Profile Intermediate Connector Flexible/Electrical Corner



REQUIRED  
Accessory

Installation

08.0615.00

Ceiling fixing kit



REQUIRED

Electrical

08.8889.14

Recessed power supply rose



REQUIRED

Electrical

08.8889.40

Recessed power supply rose



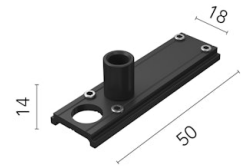
REQUIRED

Power supply

Electrical

60.8919

LED Power Supply Source for remote installation. 48V/320W. 100/240 Vac



REQUIRED  
Accessory

Installation

08.0616.00

Ceiling fixing kit



REQUIRED  
Accessory

08.8883.14A

Canopy surface Black, Power Supply not included order separately




REQUIRED  
Accessory

Installation

08.8634.00

4m suspension steel cable



REQUIRED

Power supply

Electrical

08.0613.14A

Dimmable control box 1-10V, 24/48V. For remote installation.



REQUIRED  
Accessory

Installation

60.3014.11

Suspension rod with 1m rose. M6 thread



OPTIONAL

Installation

08.8866.14

Fixed ceiling kit. 2 unit kit