

FLOS

06.5013.05 Polished Aluminium

The Tracking Magnet Surface/Suspension Profile Casambi / Dali / 1-10V compatible

Designed by FLOS Architectural, 2017



Electromechanical profile for surface-mounting, available in lengths from 1 m to 3 m.

Are you a professional and your project needs consulting and support?

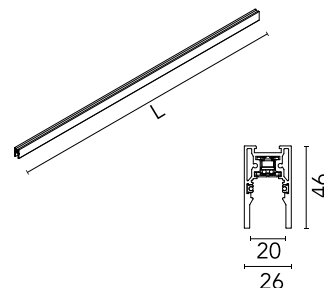
[BOOK AN APPOINTMENT](#)

Main specifications

Mounting	Suspension, Ceiling surface
Environments	Indoor dry location
Light sources included	no

Physical

Colour	Polished Aluminium
Trim	No
Field cuttable	Yes
Length (mm)	2500
Net weight (kg)	3.04
IP internal	20
IP external	20



Download

[Mounting instructions](#)

[ZIP](#)



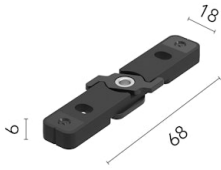
Electrical

Forward voltage (V)	48
Power supply	Remote excluded
Dimmable	Yes
Power supply type	Non Dimmable, Dimmable
Emergency	No

Notes

Version compatible with "On board dimmer" luminaries and version compatible with system controlled luminaries (DALI, 1-10V, FLOS SMART CONTROL) available. Corners, connectors and accessories common for the two profile versions. Feed connector, intermediated connector, end-caps and attachment accessories to be ordered separately. Mechanical 90° corners available in the same plane (symmetrical element for left and right corner) and 90° symmetrical internal corners in a different plane. Intermediate connectors to be ordered separately if electrical continuity on corners is required. Corners do not admit installation of spots.

Accessories & Power Supply




REQUIRED
Accessory

Installation

08.0615.00

Ceiling fixing kit



REQUIRED
Accessory

Electrical

06.0157.00

4-pole, 0.75 mm² section, 4-meter long, transparent power cable



REQUIRED
Accessory

06.5017.40

The Tracking Magnet Surface/Suspension Profile End Caps



REQUIRED

Electrical

06.1988.40

Multifunction Smart Device for Tracking Magnet & Infra-Structure

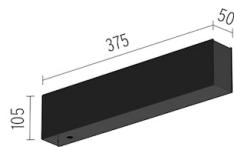


REQUIRED
Power supply

Electrical

60.8919

LED Power Supply Source for remote installation. 48V/320W. 100/240 Vac



REQUIRED
Power supply

Electrical

08.0600.14

Surface power supply with 320W / 48Vdc driver included




REQUIRED
Accessory

Installation

60.3014.14

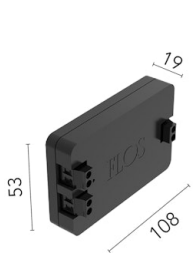
1 m suspension rod with ceiling rose kit. M6 thread



REQUIRED
Accessory

08.8883.14A

Canopy surface Black, Power Supply not included order separately

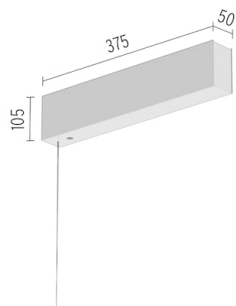


REQUIRED
Power supply

Electrical

08.0613.14A

Dimmable control box 1-10V, 24/48V. For remote installation.



REQUIRED
Power supply

Electrical

08.0600.40

Surface power supply with 320W / 48Vdc driver included

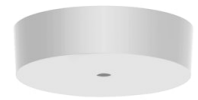


REQUIRED

Electrical

08.8889.40

Recessed power supply rose



REQUIRED
Accessory

08.8883.40A

Canopy surface White, Power Supply not included order separately



REQUIRED
Power supply

Electrical

60.9607

LED power supply source for remote installation, 110Vac-150W / 220Vac-200W

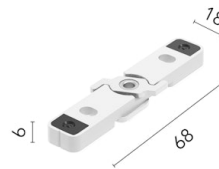


REQUIRED
Accessory

Installation

60.3097.11

1 m suspension rod with ceiling rose with m6 thread



REQUIRED
Accessory

Installation

08.0615.40

Ceiling fixing kit



REQUIRED
Accessory

Electrical

08.0611.14

The Tracking Magnet Profile Feed Connector



REQUIRED
Power supply

Electrical

60.9170

LED power supply source for remote installation, 48V/120W. 220/240 Vac



REQUIRED
Accessory

Electrical

08.0612.14

The Tracking Magnet Profile Intermediate Connector Straight



REQUIRED
Accessory

Electrical

08.0614.14

The Tracking Magnet Profile Intermediate Connector Flexible/Electrical Corner

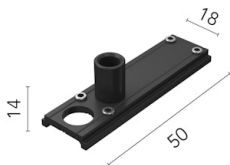


REQUIRED

Electrical

08.8889.14

Recessed power supply rose



REQUIRED
Accessory

Installation

08.0616.00

Ceiling fixing kit



REQUIRED
Accessory

Installation

60.3014.11

Suspension rod with 1m rose. M6 thread



REQUIRED
Accessory

Installation

08.8634.00

4m suspension steel cable



REQUIRED
Accessory

Installation

60.3097.14

1 m suspension rod extension set with m6 thread



OPTIONAL

Installation

08.8866.14

Fixed ceiling kit. 2 unit kit