

FLOS

05.4573.40.DA White

The Glowing Track 360 Surface Remote Driver Dali

Designed by FLOS Architectural, 2025

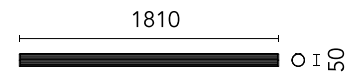


Length: 1810 - Surface

360° surface ambient lighting system that provides uniform light distribution. Available in four lengths (600 mm, 1200 mm, 1800 mm, and 2400 mm). Driver not included.

Are you a professional and your project needs consulting and support?

[BOOK AN APPOINTMENT](#)



Main specifications

| | |
|------------------------|---------------------|
| Mounting | Surface |
| Environments | Indoor dry location |
| Light source type | LED |
| Light sources included | Yes |
| LED type | Top LED |
| Lamp category | LED |
| Number of lamps | 1 |
| Power (W) | 37.2 |
| System power (W) | 41.4 |
| Source flux (lm) | 4452 |
| Lumen Output (lm) | 3195 |

Physical

| | |
|-------------|-------|
| Colour | White |
| Orientation | Fixed |
| Length (mm) | 1810 |
| IP internal | 20 |

Download

Mounting instructions [↓ PDF](#)

Photometric Files

LDT / IES [↓ ZIP](#)

Technical Drawings

2D [↓ ZIP](#)

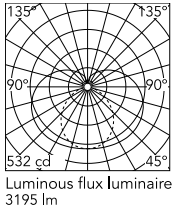
3D [↓ ZIP](#)



Ecodesign and Energy Labelling



Schematic light drawing



Photometric

| | |
|--------------------------|-----------------------|
| Lighting type | Total |
| Light distribution | Symmetric |
| CCT (K) | 3000 |
| CRI> | 90 |
| McAdam steps (SDCM) | 3 |
| Rf fidelity index | 92 |
| Rg gamut index | 89 |
| LED Life / Failure Ratio | L80B10>72.000h_Tc65°C |

Electrical

| | |
|-------------------|---------------------------------------|
| Insulation class | III |
| Power supply | Remote |
| Dimmable | Yes |
| Power supply type | Dimmable DALI 2 |
| Dimming range (%) | 1-100 |
| Dimming interface | Remote Dimmable (Dimmer Not Included) |
| Batteries inside | No |

Accessories & Power Supply

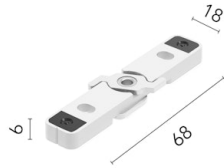


REQUIRED
Power supply

Electrical

60.9777A

Remote Power Supply Non
Dimmable 24V. 120W. 220/240V



REQUIRED
Accessory

Installation

08.0615.40

Ceiling fixing kit



OPTIONAL
Connector

08.1205.40

Linear Joint Surface



OPTIONAL
Connector

08.1206.40

Corner Joint 2
Suspension/Surface



OPTIONAL
Connector

08.1207.40

Corner Joint 3
Suspension/Surface



OPTIONAL
Connector

08.1208.40

Corner Joint 4
Suspension/Surface