


FLOS

06.2611.40 White

T Connector Feed Dimmable

Designed by FLOS Architectural, 2023



Wall surface, Ceiling surface

T-shaped connector. Can be powered via connections on the back. Rear feeding cable entry.

Are you a professional and your project needs consulting and support?

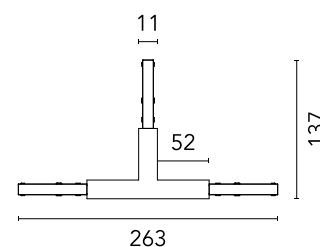
[BOOK AN APPOINTMENT](#)

Main specifications

Mounting	Wall surface, Ceiling surface
Environments	Indoor dry location
Light sources included	No

Physical

Colour	White
Net weight (kg)	0.03
IP internal	20



Download

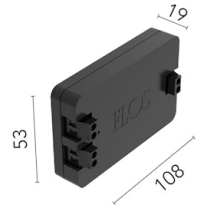
[Mounting instructions](#)



Electrical

Insulation class	III
Forward voltage (V)	24
Power supply	Remote excluded
Dimmable	Yes
Power supply type	Dimmable
Dimming interface	Remote Dimmable (Dimmer Not Included)

Accessories & Power Supply



REQUIRED
Power supply

Electrical

60.9352

LED power supply source for remote installation in 24V/200W electric control panel. To avoid problems of overload it is recommended to install a power source every 185W. 100/240V.

REQUIRED
Power supply

Electrical

60.9777A

Remote Power Supply Non Dimmable 24V. 120W. 220/240V

REQUIRED
Power supply

Electrical

60.9705A

Remote Power Supply Non Dimmable 24V. 60W. 220/240V

OPTIONAL
Power supply

Electrical

08.0613.14A

Dimmable control box 1-10V, 24/48V. For remote installation.