

FLOS

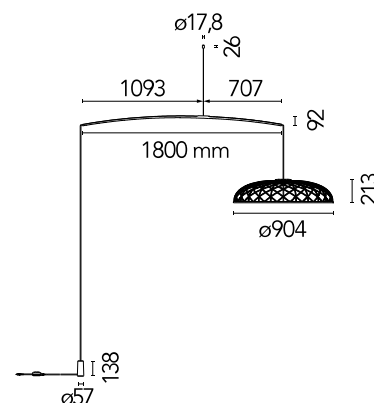
 F6394035 Brick Red

Skynest Motion

Designed by Marcel Wanders, Marcel Wanders studio, 2022

57W - 1515lm - 2700-2900K - CRI> 90

Diffuse lighting hanging appliance. The dome is a combination of luminous and dark elements arranged into a network and formed of core structures covered with a thin interwoven colourful tubular mesh made from recycled and recyclable fabric produced from polyester. Every single luminous element is powered by special micro-connectors located at the top of the dome and is covered with a two-tone mesh, while the side facing the inside of the dome is always white in order to allow for optimal light emission from the LED module. The appliance is fitted with a built-in balancing system at the top of the dome which helps adjust its balance, making it perfectly stable. The bottom of the dome is completed by an aluminium ring that keeps the dome's entire network structure in place through a simple snap-fit system. The product is assembled with absolutely no glue so it can be fully separated to be recycled in the future and in case of any repairs or replacements. Available lamp finishes: Blue Tourmaline, Almond, Anthracite or Brick Red. Plastic structure painted with the same finish as the lamp, fitted with built-in electronics and dimmer.



Are you a professional and your project needs consulting and support?

[BOOK AN APPOINTMENT](#)

Main specifications

EAN	8059607057223
Mounting	Suspension
Environments	Indoor dry location
Light source type	LED
Light sources included	Yes
LED type	LED Module
Power (W)	57
System power (W)	57
Lumen Output (lm)	1515

Physical

Colour	Brick Red
Length (mm)	2300
Cord colour	Red
Canopy colour	Red
Canopy length/diameter (mm)	18
Canopy height (mm)	25
Net weight (kg)	6
Package volume (m3)	0.33
IP internal	20

Download

Mounting instructions



PDF

Photometric Files

LDT / IES



ZIP

Technical Drawings

2D



ZIP

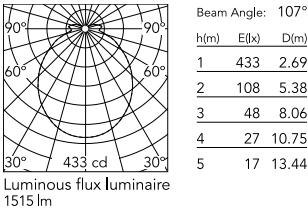
3D



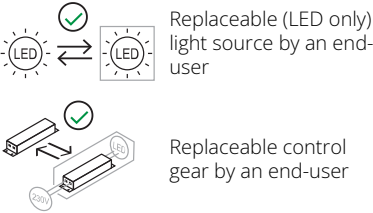
ZIP



Schematic light drawing



Ecodesign and Energy Labelling
This product contains a light source of energy efficiency class F



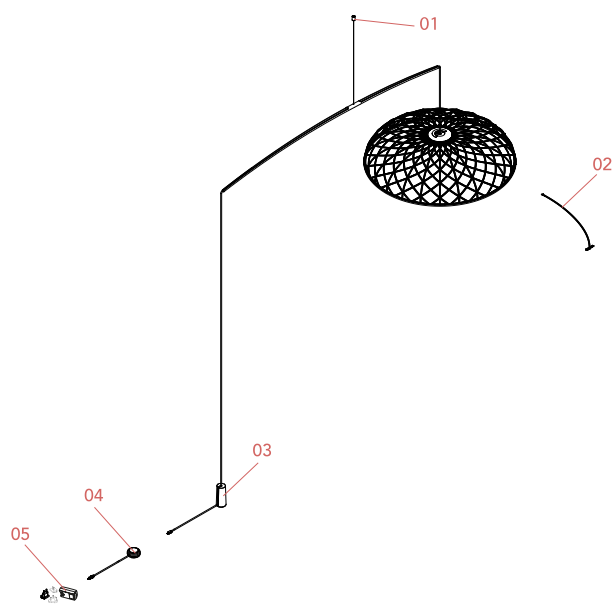
Photometric

Lighting type	Total
Light distribution	Symmetric
CCT (K)	2700-2900
CRI>	90
Extreme cut off	No


Electrical

Insulation class	III
Main voltage (Vac)	100-240
Power supply	Integrated
Dimmable	Yes
Power supply type	Electronic 48V
Dimming interface	Dimmer Integrated
Plug type	Type A, Type C, Type G

Spare Parts



- | | | |
|-----|--|-----------|
| 01. | Skynest Motion – Red ceiling rose and steel cable assembly | RF6391035 |
| 02. | Assembly Led Arm for Skynest Suspension Brick Red | RF34721 |
| 03. | Skynest Motion Red counterweight | RF35051 |
| 04. | Skynest Motion Red emc dimmer assembly | RF37551 |
| 05. | Black plug assembly kit & 48V driver | RF6600130 |



RF6391035
Skynest Motion – Red ceiling rose and steel cable assembly



RF34721
Assembly Led Arm for Skynest Suspension Brick Red



RF35051
Skynest Motion Red counterweight



RF37551
Skynest Motion Red emc dimmer assembly



RF6600130
Black plug assembly kit & 48V driver