

FLOS

06.2605.14 Black

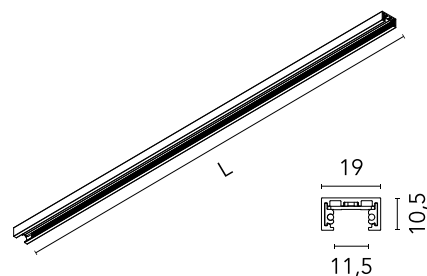
Profile 3000mm Non Dimmable

Designed by FLOS Architectural, 2023



Wall surface, Ceiling surface

Interior electromechanical profile (24Vdc) from 1 to 3m long for wall or ceiling installation, fastened with special screws and plugs provided with the profile. Request power connectors, intermediate connectors and covers separately. Feed unit joints available in the form of L, T and X in the same plane. It also has a linear electric connector for joining two track sections in the same plane and a 90° electromechanical connector for joining profile sections in different planes (interior wall-wall, ceiling-wall). Aesthetic covers for the inner profile gap available as an option.



Are you a professional and your project needs consulting and support?

[BOOK AN APPOINTMENT](#)

Main specifications

Mounting	Wall surface, Ceiling surface
Environments	Indoor dry location
Light sources included	No

Physical

Colour	Black
Net weight (kg)	0.7
IP internal	20

Download

[Mounting instructions](#)



Electrical

Insulation class	III
Forward voltage (V)	24
Power supply	Remote excluded
Dimmable	No
Power supply type	Non Dimmable

Accessories & Power Supply



REQUIRED
Power supply

Electrical

60.9352

LED power supply source for remote installation in 24V/200W electric control panel. To avoid problems of overload it is recommended to install a power source every 185W. 100/240V.



REQUIRED
Connector

Electrical

06.2613.14

Live End Feed Non Dimmable



REQUIRED
Corner

06.2610.14

Inner Corner




REQUIRED
Power supply

Electrical

60.9777A

Remote Power Supply Non Dimmable 24V. 120W. 220/240V



REQUIRED
Corner

Electrical

06.2614.14

90° Corner Feed Non Dimmable



REQUIRED
Power supply

Electrical

60.9705A

Remote Power Supply Non Dimmable 24V. 60W. 220/240V




REQUIRED
Component

Installation

06.2617.14



Blind End



REQUIRED
Power supply

06.2619.14

Power Supply Surface End Dimmable / Non Dimmable



REQUIRED
Power supply

06.2620.14

Power Supply Surface Middle
Dimmable / Non Dimmable

REQUIRED
Connector

Electrical

06.2621.14

Linear Connector Feed - Non
Dimmable

OPTIONAL
Power supply

Electrical

08.0613.14A

Dimmable control box 1-10V,
24/48V. For remote installation.

OPTIONAL
Connector

Electrical

06.2608.14

Straight Connector