

FLOS

06.2619.40 White

Power Supply Surface End Dimmable / Non Dimmable NEW

Designed by FLOS Architectural, 2023



Power supply surface end. Cannot be installed on wall tracks.

Are you a professional and your project needs consulting and support?

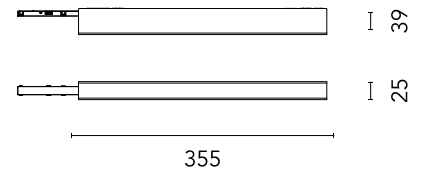
BOOK AN APPOINTMENT

Main specifications

Mounting	Ceiling surface, Wall surface
Environments	Indoor dry location
Light sources included	No
Power (W)	96

Physical

Colour	White
Net weight (kg)	0.55
IP internal	20



Download

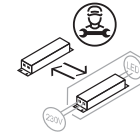
Mounting instructions



Electrical

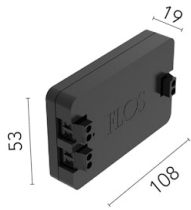
Insulation class	I
Frequency (Hz)	50/60
Main voltage (Vac)	220-240
Driver output voltage (V)	24
Power supply	Integrated
Dimmable	Yes
Power supply type	Non Dimmable, Dimmable

Ecodesign and Energy Labelling



Replaceable control gear by a professional

Accessories & Power Supply



OPTIONAL
Power supply

Electrical

08.0613.14A

Dimmable control box 1-10V,
24/48V. For remote installation.