

# FLOS

06.2619.14 Black

## Power Supply Surface End Dimmable / Non Dimmable NEW

Designed by FLOS Architectural, 2023



Power supply surface end. Cannot be installed on wall tracks.

---

Are you a professional and your project needs consulting and support?

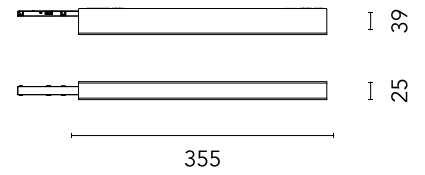
BOOK AN APPOINTMENT

## Main specifications

Mounting	Ceiling surface, Wall surface
Environments	Indoor dry location
Light sources included	No
Power (W)	96

## Physical

Colour	Black
Net weight (kg)	0.55
IP internal	20

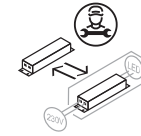


## Download

Mounting instructions



## Ecodesign and Energy Labelling

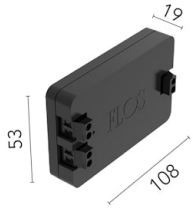


Replaceable control gear by a professional

## Electrical

Insulation class	I
Frequency (Hz)	50/60
Main voltage (Vac)	220-240
Driver output voltage (V)	24
Power supply	Integrated
Dimmable	Yes
Power supply type	Non Dimmable, Dimmable

## Accessories & Power Supply



OPTIONAL  
Power supply

Electrical

08.0613.14A

Dimmable control box 1-10V,  
24/48V. For remote installation.