

FLOS

■ D305F06CDEAB1 Black

Nocturne F1 Bowl

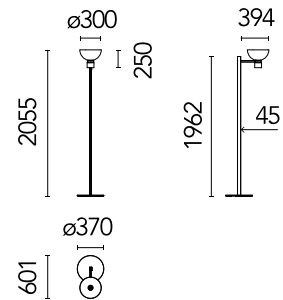
Designed by Konstantin Grcic, 2026

15W - 514lm - 2700K - CRI > 90



Modular floor lamp emitting diffused and ambient light. A flat metal base supports a vertical extruded aluminium track electrified at 48V on both sides. Light units can be inserted at any point along the track. Extra-clear borosilicate glass diffuser in hemispherical form for diffuse ceiling wash. Die-cast aluminium Light Engine housed within lamp junctions. Dual LED sources: COB LED and perimetral halo LED. Dimmable push-button control.

Designed by Konstantin Grcic, Nocturne combines the precise logic of industrial aluminium with the timeless beauty of blown glass. In the floor version, the system rises vertically, allowing one or more luminous volumes to structure the space. Conceived as a modular composition, Nocturne opens tailored possibilities for both architectural and domestic environments. Its innovative Light Engine activates the glass from within, pairing high-performance illumination with a soft halo that gives the transparent material a luminous, almost ethereal quality.



Are you a professional and your project needs consulting and support?

[BOOK AN APPOINTMENT](#)


Main specifications

EAN	8059607080016
Mounting	Floor
Environments	Indoor dry location
Light source type	LED
Light sources included	Yes
LED type	LED array, LED Module
Power (W)	15
System power (W)	15
Lumen Output (lm)	514

Physical

Colour	Black
Length (mm)	601
Cord length (mm)	3200
Net weight (kg)	13.14
Package volume (m3)	0.14
IP internal	20

Download

[Mounting instructions](#)  PDF

Photometric Files

[LDT / IES](#)  ZIP

Technical Drawings

[2D](#)  ZIP

[3D](#)  ZIP

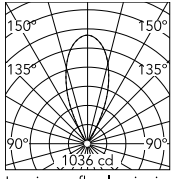
Ecodesign and Energy Labelling

 Replaceable (LED only) light source by a professional

 Replaceable control gear by an end-user



Schematic light drawing



Beam Angle: 43°

h(m)	E(lx)	D(m)
1	1036	0.80
2	259	1.59
3	115	2.39
4	65	3.18
5	41	3.98

Luminous flux luminaire
514 lm

Photometric

Lighting type	Direct, Indirect
CCT (K)	2700
CRI>	90

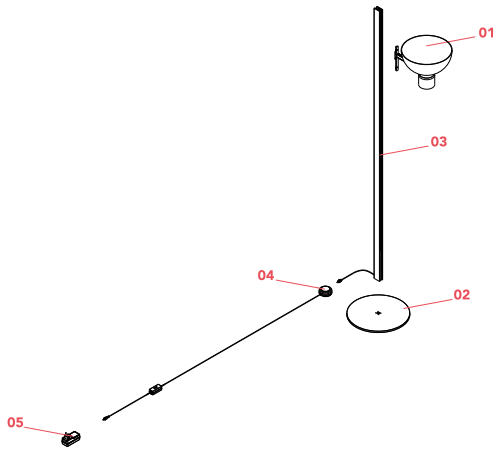
Electrical

Insulation class	III
Frequency (Hz)	50/60
Main voltage (Vac)	100-240
Power supply	Remote included
Dimmable	Yes
Power supply type	Electronic 48V
Dimming interface	Dimmer Integrated
Plug type	Type A, Type C, Type G
Batteries inside	No

Spare Parts

05. Black plug assembly kit & 48V driver

RF6600130





RF6600130

Black plug assembly kit & 48V
driver