

# FLOS

05.5462.ERA Brushed Steel

## My Spot Ø25 Long Surface

Designed by FLOS Architectural, 2024

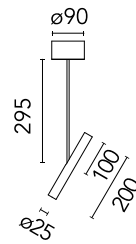


LED - Power LED - 4W - 187lm - 2700K - CRI> 90 - Beam° 34

LED lighting module for surface-mounted applications. Optical with double focal lens technology, low glare and high visual comfort. Adjustable by tilting and turning. In the downlight position, the connector arm is perfectly flush with the product.

Are you a professional and your project needs consulting and support?

[BOOK AN APPOINTMENT](#)



### Main specifications

Mounting	Ceiling
Environments	Indoor dry location
Light source type	LED
Light sources included	Yes
LED type	Power LED
Lamp category	LED
Number of lamps	1
Power (W)	4
Source flux (lm)	271
Lumen Output (lm)	187

### Physical

Colour	Brushed Steel
Rotation (°)	360
Longitudinal tilting (°)	90
Net weight (kg)	0.52
IP internal	20
IP external	20

### Download

Mounting instructions [↓ PDF](#)

### Photometric Files

LDT / IES [↓ ZIP](#)


### Technical Drawings

2D [↓ ZIP](#)

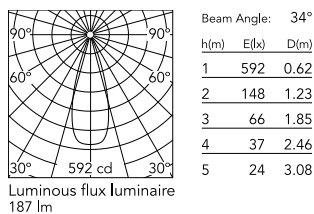
3D [↓ ZIP](#)



### Ecodesign and Energy Labelling

 Non-replaceable light source

## Schematic light drawing



### Photometric

Lighting type	Direct
Light distribution	Symmetric
CCT (K)	2700
CRI>	90
Beam angle C0-180 (°)	34
Beam angle C90-270 (°)	34
Extreme cut off	No
UGR <sub>L</sub>	<10

### Electrical

Insulation class	I
Main voltage (Vac)	220
Forward voltage (V)	3
LED current (mA)	800
Power supply	Integrated
Dimmable	No
Power supply type	Non Dimmable
Batteries inside	No