

FLOS

05.8461.40 White/Black

Light Shadow Mini Round Trim Optic Flood

Designed by FLOS Architectural, 2025

LED - Power LED - 6.1W - 569lm - 2700K - CRI> 90 - Beam° 39



Recessed integrated luminaire with 7 LED lighting spots. Remote power supply not included (220-240V). Pre-installation frame not required.

Are you a professional and your project needs consulting and support?

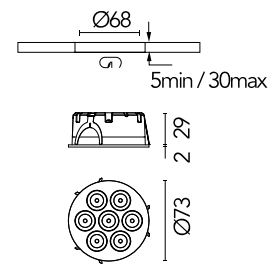
[BOOK AN APPOINTMENT](#)

Main specifications

Mounting	Recessed
Environments	Indoor dry location
Light source type	LED
Light sources included	Yes
LED type	Power LED
Lamp category	LED
Number of lamps	1
Power (W)	6.1
System power (W)	7.9
Source flux (lm)	658
Lumen Output (lm)	569

Physical

Colour	White/Black
Trim	Yes
Orientation	Fixed
Recessed depth (mm)	30
Spot diameter (mm)	73
Length (mm)	73
Canopy width (mm)	0
Canopy height (mm)	0
Net weight (kg)	0.1
Package height (mm)	9
Package width (mm)	14
Package length (mm)	10
IP internal	20
IP external	54



Download

Mounting instructions [↓ PDF](#)

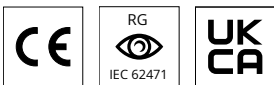
Photometric Files

LDT / IES [↓ ZIP](#)

Technical Drawings

2D [↓ ZIP](#)

3D [↓ ZIP](#)

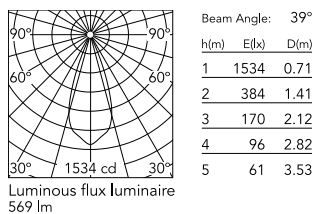


Ecodesign and Energy Labelling

 Replaceable (LED only) light source by a professional

 Replaceable control gear by a professional

Schematic light drawing



Photometric

Lighting type	Direct
Light distribution	Symmetric
CCT (K)	2700
CRI>	90
McAdam steps (SDCM)	3
Rf fidelity index	93
Rg gamut index	98
LED Life / Failure Ratio	L90B50>59.000h_Tc85°C
Beam angle C0-180 (°)	39
Beam angle C90-270 (°)	39
Extreme cut off	Yes
UGR _L	<10

Electrical

Insulation class	III
Forward voltage (V)	21
LED current (mA)	300
Power supply	Remote
Dimmable	Yes
Power supply type	Dimmable
Dimming interface	Remote Dimmable (Dimmer Not Included)
Batteries inside	No