

FLOS

05.8401.40 White

Light Shadow Mini Dots - Single Spot Module. Set of 1 Spot Optic Medium

Designed by FLOS Architectural, 2025

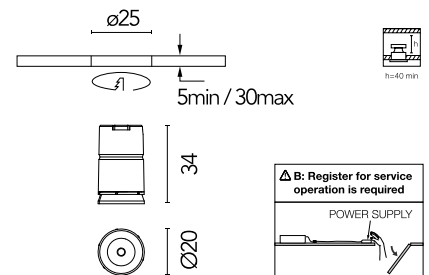


LED - Power LED - 1.5W - 136lm - 2700K - CRI> 90 - Beam° 26

LED lighting luminaire to be inserted in the recessed frames (Trim/NoTrim). It requires a pre-installation frame, to be ordered separately. Installation through a bayonet system with interchangeable spots. Available in one-light versions and groups of two and four lights. Driver not included.

Are you a professional and your project needs consulting and support?

[BOOK AN APPOINTMENT](#)



Main specifications

Mounting	Recessed
Environments	Indoor dry location
Light source type	LED
Light sources included	Yes
LED type	Power LED
Lamp category	LED
Number of lamps	1
Power (W)	1.5
System power (W)	2.3
Source flux (lm)	148
Lumen Output (lm)	136
Efficacy (lm/W)	59

Physical

Colour	White
Orientation	Fixed
Recessed depth (mm)	42
Spot diameter (mm)	20
Length (mm)	20
Canopy width (mm)	0
Canopy height (mm)	0
Net weight (kg)	0.02
Package height (mm)	7
Package width (mm)	6
Package length (mm)	8
IP internal	20
IP external	54

Download

Mounting instructions [↓ PDF](#)

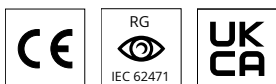
Photometric Files

LDT / IES [↓ ZIP](#)

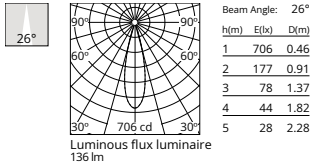
Technical Drawings

2D [↓ ZIP](#)

3D [↓ ZIP](#)



Schematic light drawing



Photometric

Lighting type	Direct
Light distribution	Symmetric
CCT (K)	2700
CRI>	90
McAdam steps (SDCM)	3
Rf fidelity index	93
Rg gamut index	98
LED Life / Failure Ratio	L90B20>52.000h_Tc85°C
Beam angle C0-180 (°)	26
Beam angle C90-270 (°)	26
Extreme cut off	Yes
UGR _L	<10

Electrical

Insulation class	III
Forward voltage (V)	3
LED current (mA)	500
Power supply	Remote
Dimmable	Yes
Power supply type	Dimmable
Dimming interface	Remote Dimmable (Dimmer Not Included)
Batteries inside	No

Ecodesign and Energy Labelling

This product contains a light source of energy efficiency class G



Accessories & Power Supply



REQUIRED
Power supply

Electrical

60.9188

Continuous current power supply of 13-20W, 110*/240V - 50/60Hz with current selected through adjustable 200 mA - 13W / 300 mA - 15W / 350 mA - 18W / 400 / 450 / 500 / 550 / 600 / 650 / 700 / 750 / 800 / 850 / 900 mA - 20W. switch. 0/1-10V or push.



REQUIRED
Power supply

Electrical

60.9207

Casambi continuous current power supply, dimmable 220/240V - 50/60Hz, 300mA - 16W / 350mA - 18,5W / 400mA - 21,5W / 450 mA - 24W / 500mA - 27W / 600mA - 32W / 650 mA - 35W / 700 mA - 36W /750 /800 /900 /1000 /1050 /1200 mA - 38W.



REQUIRED
Power supply

Electrical

60.7744

Continuous current supply source of 220-240V - 50/60Hz - 350mA 4,5W - 500mA 6,5W - 600mA 7,5W - 700mA 9W selectable by switch, dimmable Dali 2 & Push



REQUIRED
Power supply

Electrical

60.9439

Continuous current power supply, 0/1-10V dimmable, 220/240V - 50/60Hz, 300mA-16W / 350mA-18W / 400mA-21W / 500mA-27W / 600mA-32W / 650mA-35W /700 /750 /800 /900/ 950/ 1000 /1050mA-36W



REQUIRED
Power supply

Electrical

60.9467

Mains dimming 20W Constant current power supply, AC phase-cut adjustable, trailing & leading edge dimming, 220/240V - 50/60Hz, with dip-switch programmable power supply current. Output current: 900mA - 20W / 850mA - 20W / 800mA - 20W / 750mA - 20W / 70...



REQUIRED
Frame

Mounting

08.1050.00

Frame No Trim for Light Shadow Mini Dots 1L



REQUIRED
Frame

Mounting

08.1053.14

Frame Trim for Light Shadow Mini Dots 1L



REQUIRED
Frame

Mounting

08.1053.40

Frame Trim for Light Shadow Mini Dots 1L



REQUIRED
Power supply

Electrical

60.9874.0500

Continuous current supply source of 220-240V - 50/60Hz - 500mA 15W with dimmable Casambi



REQUIRED
Power supply

Electrical

60.9957.0500

Continuous current supply source of 220-240V - 50/60Hz - 500mA with dimmable Dali 2



REQUIRED
Power supply

Electrical

60.9954.0500

Continuous current supply source of 220-240V - 50/60Hz - 500mA 25W, Non dimmable




REQUIRED
Power supply

Electrical

60.7887

Constant current power supply 3W, 220-240V - 50/60Hz fixed supply current. Non-dimmable. Output current: 2.25W - 500mA



OPTIONAL
Accessory

08.1062.90

Extraction tool for Light Shadow Mini Dots