

# FLOS

F004A47A05602 Matte Stainless Steel

## Landlord Ground Ø49 with Honeycomb Matt Stainless Steel

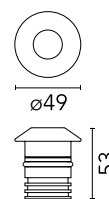
Designed by Piero Lissoni, 2018



24V remote power supply to be ordered separately. Necessary box for installation, to be ordered separately.

Are you a professional and your project needs consulting and support?

[BOOK AN APPOINTMENT](#)



### Main specifications

EAN	8054793194226
Mounting	In-ground
Environments	Outdoor wet location
Light source type	LED
Light sources included	Yes
LED type	Power LED
Number of lamps	1
Power (W)	2
Lumen Output (lm)	103

### Physical

Colour	Matte Stainless Steel
Trim	No
Orientation	Fixed
Net weight (kg)	0.2
Package height (mm)	134
Package width (mm)	70
Package length (mm)	83
IP internal	67
IP external	66

### Download

[Mounting instructions](#)  ZIP

### Photometric Files

[LDT / IES](#)  ZIP

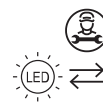
### Technical Drawings

[Bim](#)  ZIP



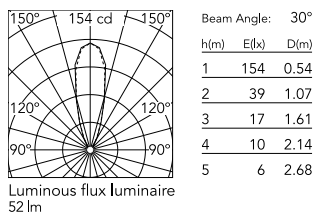
### Ecodesign and Energy Labelling

This product contains a light source of energy efficiency class D



Replaceable (LED only) light source by a professional

## Schematic light drawing



### Photometric

Lighting type	Direct
Light distribution	Symmetric
CCT (K)	4000
CRI>	80
Beam angle C0-180 (°)	40
Beam angle C90-270 (°)	40
Extreme cut off	No

### Electrical

Insulation class	III
Power supply	Remote excluded
Dimmable	Yes
Power supply type	Non Dimmable
Dimming interface	Remote Dimmable (Dimmer Not Included)
Emergency	No

### Notes

Carefully install and maintain the fixtures to avoid damaging the coating. For LED fixtures, most problems are tied to electrical issues related to the insulation, which may cause destructive electrical discharges.

These are frequently caused by:

- power surges from the power network where fixture is connected.
- electrostatic discharge (ESD) from the environment.

We recommend installing a power-surge protection device on the fixture to reduce the intensity of these effects and prevent irreversible damages. The specific device should be chosen based on the electrical characteristics.

## Accessories & Power Supply



REQUIRED  
Power supply

RF25757

Power supply 24V 10W / 110-240V IP67 Class II selv.\_Non Dimmable



REQUIRED  
Accessory

F004Z0J0000

Box for installation



REQUIRED  
Power supply

RF25747

Power supply 24V 10W /110-240V IP20 Class II selv. Non Dimmable



REQUIRED  
Power supply

RF25748

Power Supply dual function C.V. Vout 24Vdc 8W, Vin 220÷240V C.C. Iout 350mA: 8W, Vin 220÷240V IP 65 Class II Selv. NON Dimmable



REQUIRED  
Power supply

F990B27A000

Power supply 24Vdc 70W / 220-240V IP67 Class I selv. Non Dimmable



REQUIRED  
Power supply

F990B28A000

Power supply 24Vdc 50W / 220-240V IP67 Class I selv. Non Dimmable



REQUIRED

F990B34A000

Power Supply dual function C.V. Vout 24Vdc 8W, Vin 220÷240V C.C. Iout 350mA: 8W, Vin 220÷240V IP 20 Class II Selv. NON Dimmable



OPTIONAL  
Accessory

F990C050000

2 way terminal block 2 poles IP68 H2O stop. (Ø4÷6,9mm cable)