

# FLOS

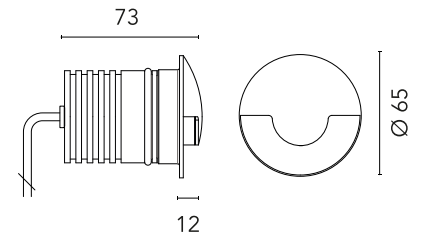
FA51808301 White

## Gobi 65 Wall Path

Designed by FLOS Outdoor, 2013



LED source included. 24V dc remote electric power supply to be ordered separately. Requires a junction box to be ordered separately. The luminaire is equipped with a protruding, 200 mm cable with an integrated H2O STOP connection system and a wiring kit with crimp connectors and adhesive heat-shrink tubing guaranteeing the water tightness of the connection. Adjustable light intensity version available upon request.



Are you a professional and your project needs consulting and support?

[BOOK AN APPOINTMENT](#)

### Main specifications

EAN	8054793639000
Mounting	Wall
Environments	Outdoor wet location
Light source type	LED
Light sources included	Yes
LED type	Power LED
Number of lamps	1
Power (W)	2
System power (W)	3.4
Source flux (lm)	182
Lumen Output (lm)	50

### Physical

Colour	White
Orientation	Fixed
Net weight (kg)	0.38
Package height (mm)	134
Package width (mm)	70
Package length (mm)	83
IP internal	66

### Download

[Mounting instructions](#)  ZIP

### Photometric Files

[LDT / IES](#)  ZIP


### Technical Drawings

[2D](#)  ZIP

[3D](#)  ZIP

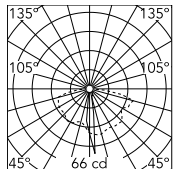
### Ecodesign and Energy Labelling

This product contains a light source of energy efficiency class F

   Non-replaceable light source



## Schematic light drawing



Luminous flux luminaire  
50 lm

### Photometric

Light distribution	Asymmetric
CCT (K)	3000
CRI>	80
Extreme cut off	No

### Electrical

Insulation class	III
Main voltage (Vac)	24
Power supply	Remote excluded
Dimmable	No
Power supply type	Non Dimmable
Dimming interface	Not Dimmable
Emergency	No

### Notes

Please check with your referent person in our Front Office if a code modification is needed to meet the required certification compliance!

Dimmable version on request

## Accessories & Power Supply



REQUIRED  
Accessory

F004Z0K0000

Box for installation



OPTIONAL  
Accessory

F990C050000

2 way terminal block 2 poles IP68  
H2O stop. (Ø4÷6,9mm cable)



OPTIONAL  
Power supply

RF25757

Power supply 24V 10W / 110-  
240V IP67 Class II selv.\_Non  
Dimmable



OPTIONAL  
Power supply

RF25752

Power supply 24Vdc 20W / 220-  
240V IP67 Class II selv. Non  
Dimmable



OPTIONAL  
Power supply

RF25747

Power supply 24V 10W /110-240V  
IP20 Class II selv. Non Dimmable



OPTIONAL  
Power supply

RF25748

Power Supply dual function C.V.  
Vout 24Vdc 8W, Vin 220÷240V  
C.C. Iout 350mA: 8W, Vin  
220÷240V IP 65 Class II Selv. NON  
Dimmable



OPTIONAL

F990B34A000

Power Supply dual function C.V.  
Vout 24Vdc 8W, Vin 220÷240V  
C.C. Iout 350mA: 8W, Vin  
220÷240V IP 20 Class II Selv. NON  
Dimmable



OPTIONAL  
Power supply

F990B27A000

Power supply 24Vdc 70W / 220-  
240V IP67 Class I selv. Non  
Dimmable



OPTIONAL  
Power supply

F990B28A000

Power supply 24Vdc 50W / 220-  
240V IP67 Class I selv. Non  
Dimmable