FLOS

FA162811333.A Anthracite

Franco 1 CoB Led Symmetric Optic

Designed by FLOS Outdoor, 2007



LED source included. Integrated electrical power supply 220-240V ON/OFF. Fixing bracket included. Equipped with a M16x1.5 cable guide (for 4.5mm<ø<10mm cables) and IP68 connector. To ensure the tightness of the cable guide it's recommended to use flexible electric cables suitable for exterior use. Optional accessories: posts; mounts and arms to install as a mast; protruding arm for wall mounting.

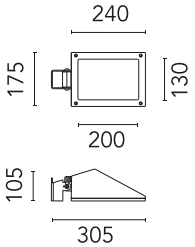

Are you a professional and your project needs consulting and support?

BOOK AN APPOINTMENT

Main specifications

EAN	8054793620404

Physical

Colour	Anthracite
Orientation	Adjustable
Net weight (kg)	2.2
Package height (mm)	130
Package width (mm)	190
Package length (mm)	315
Package volume (m3)	0.01

Download

Mounting instructions ZIP

Photometric Files

LDT / IES ZIP

Technical Drawings

2D ZIP

3D ZIP

RG IEC 62471

©2026 Flos - P.IVA 00290820174 - 2/7/2026

In our constantly evolving world and business, technical upgrades happen every day. This means all product specifications and data are subject to change without warning in order t improve reliability, function, performance or otherwise. We make every effort to ensure the accuracy of our product images, however due to different lighting and screens used for viewing, the colours may vary. Images are indicative of the quality and style of the product but may not represent the precise details of the product you receive. This is because we are constantly working to make improvements. For aesthetic reasons, cables and/or electrical elements are often not shown. Refer to technical data sheets for all technical data. Images and colours are not part of any contract or warranty in any way.

Schematic light drawing

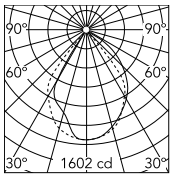

Luminous flux luminaire
2065 lm

Beam Angle: 75°

h(m)	E(lx)	D(m)
1	1602	1.56
2	401	3.13
3	178	4.69
4	100	6.26
5	64	7.82

Photometric

Beam angle C0-180 (°)	75
Beam angle C90-270 (°)	76
Extreme cut off	No

Electrical

Emergency	No

Notes

Please check with your referent person in our Front Office if a code modification is needed to meet the required certification compliance

©2026 Flos - P.IVA 00290820174 - 2/7/2026

In our constantly evolving world and business, technical upgrades happen every day. This means all product specifications and data are subject to change without warning in order t improve reliability, function, performance or otherwise. We make every effort to ensure the accuracy of our product images, however due to different lighting and screens used for viewing, the colours may vary. Images are indicative of the quality and style of the product but may not represent the precise details of the product you receive. This is because we are constantly working to make improvements. For aesthetic reasons, cables and/or electrical elements are often not shown. Refer to technical data sheets for all technical data. Images and colours are not part of any contract or warranty in any way.

Accessories & Power Supply



OPTIONAL
Accessory

F990E00A000

S.P.D. (SURGE PROTECTION DEVICE)

OPTIONAL
Pole

FA24833

Pole Ø76 mm h 3500 mm(with Base)

OPTIONAL
Bracket

FA22533

Pole Bracket Franco 1/Perseo 3 Ø 60 mm 180 mm Single

OPTIONAL
Bracket

FA22133

Pole Bracket Franco 1/Perseo 3 Ø 102 mm 180 mm Single

OPTIONAL
Pole

FA25033

Pole Ø76 mm h 3500 mm (+500 mm In-ground)

OPTIONAL
Accessory

FA243

Base Plate and Fixing Bolts Franco 1

OPTIONAL
Bracket

FA22933

Pole Bracket Franco 1/Perseo 3 Ø 76 mm 180 mm Single

OPTIONAL
Bracket

FA22633

Pole Bracket Franco 1/Perseo 3 Ø 60 mm 180 mm Double

©2026 Flos - P.IVA 00290820174 - 2/7/2026

In our constantly evolving world and business, technical upgrades happen every day. This means all product specifications and data are subject to change without warning in order t improve reliability, function, performance or otherwise. We make every effort to ensure the accuracy of our product images, however due to different lighting and screens used for viewing, the colours may vary. Images are indicative of the quality and style of the product but may not represent the precise details of the product you receive. This is because we are constantly working to make improvements. For aesthetic reasons, cables and/or electrical elements are often not shown. Refer to technical data sheets for all technical data. Images and colours are not part of any contract or warranty in any way.

OPTIONAL
Pole

FA24933

Pole Ø76 mm h 4500 mm(with Base)

OPTIONAL
Pole

FA25133

Pole Ø76 mm h 4500 mm (+500 mm In-ground)

OPTIONAL
Accessory

FA100933

Pole Franco 1 h 900(with Base) mm Ø60 mm

OPTIONAL
Pole

FA414033

Pole Ø 102 mm h 4000 mm With Base

OPTIONAL
Pole

FA414533

Pole Ø 102 mm h 4000 mm (+500 mm In-ground)

OPTIONAL
Bracket

FA22233

Pole Bracket Franco 1/Perseo 3 Ø 102 mm 180 mm Double

OPTIONAL
Pole

FA415033

Pole Ø 102 mm h 5000 mm With Base

OPTIONAL
Accessory

FA116

Base Plate and Fixing Bolts for Pole Ø 102 mm h 4000/5000 mm with Base

©2026 Flos - P.IVA 00290820174 - 2/7/2026

In our constantly evolving world and business, technical upgrades happen every day. This means all product specifications and data are subject to change without warning in order t improve reliability, function, performance or otherwise. We make every effort to ensure the accuracy of our product images, however due to different lighting and screens used for viewing, the colours may vary. Images are indicative of the quality and style of the product but may not represent the precise details of the product you receive. This is because we are constantly working to make improvements. For aesthetic reasons, cables and/or electrical elements are often not shown. Refer to technical data sheets for all technical data. Images and colours are not part of any contract or warranty in any way.

OPTIONAL
Bracket

FA22333

Pole Bracket Franco 1/Perseo 3 Ø 102 mm 500 mm Single

OPTIONAL
Bracket

FA22833

Pole Bracket Franco 1/Perseo 3 Ø 60 mm 500 mm Double

OPTIONAL
Bracket

FA23033

Pole Bracket Franco 1/Perseo 3 Ø 76 mm 180 mm Double

OPTIONAL
Accessory

FA8833

Wall Bracket 620 mm Franco 1/Perseo 3

OPTIONAL
Accessory

FA11733

Pole Franco 1 h 2000(with Base) mm Ø60 mm

OPTIONAL
Accessory

FA110933

Pole Franco 1 h 900(+300 mm Inground) mm Ø60 mm

OPTIONAL
Accessory

FA110533

Pole Franco 1 h 500(+300 mm Inground) mm Ø60 mm

OPTIONAL
Accessory

FA100533

Pole Franco 1 h 500(with Base) mm Ø60 mm

©2026 Flos - P.IVA 00290820174 - 2/7/2026

In our constantly evolving world and business, technical upgrades happen every day. This means all product specifications and data are subject to change without warning in order t improve reliability, function, performance or otherwise. We make every effort to ensure the accuracy of our product images, however due to different lighting and screens used for viewing, the colours may vary. Images are indicative of the quality and style of the product but may not represent the precise details of the product you receive. This is because we are constantly working to make improvements. For aesthetic reasons, cables and/or electrical elements are often not shown. Refer to technical data sheets for all technical data. Images and colours are not part of any contract or warranty in any way.

OPTIONAL
Bracket

FA22733

Pole Bracket Franco 1/Perseo 3 Ø 60 mm 500 mm Single

OPTIONAL
Bracket

FA23233

Pole Bracket Franco 1/Perseo 3 Ø 76 mm 500 mm Double

OPTIONAL
Bracket

FA22433

Pole Bracket Franco 1/Perseo 3 Ø 102 mm 500 mm Double

OPTIONAL
Bracket

FA23133

Pole Bracket Franco 1/Perseo 3 Ø 76 mm 500 mm Single

©2026 Flos - P.IVA 00290820174 - 2/7/2026

In our constantly evolving world and business, technical upgrades happen every day. This means all product specifications and data are subject to change without warning in order t improve reliability, function, performance or otherwise. We make every effort to ensure the accuracy of our product images, however due to different lighting and screens used for viewing, the colours may vary. Images are indicative of the quality and style of the product but may not represent the precise details of the product you receive. This is because we are constantly working to make improvements. For aesthetic reasons, cables and/or electrical elements are often not shown. Refer to technical data sheets for all technical data. Images and colours are not part of any contract or warranty in any way.