

# FLOS

 F1801044 Anodized Champagne

## Coordinates Floor

Designed by Michael Anastassiades, 2020

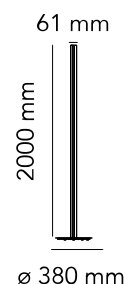
53W - 3240lm - 2700K - CRI> 95



Coordinates Floor is a floor lamp with diffuse light composed of two vertical poles that can be oriented during installation, attached to a base with an anodized aluminium cover. Each element is made of extruded anodized aluminium with a champagne finish and a diffuser in platinum optical silicone with an integrated LED strip (CRI 95). Usable power cable length 260 cm with pedal dimmer switch for ON/OFF and adjustable brightness 10–100%. Power supply attached to interchangeable plug.

Are you a professional and your project needs consulting and support?

[BOOK AN APPOINTMENT](#)



### Main specifications

EAN	8059607031223
Mounting	Floor
Environments	Indoor dry location
Light source type	LED
Light sources included	Yes
LED type	LED Module
Power (W)	53
Lumen Output (lm)	3240

### Physical

Colour	Anodized Champagne
Length (mm)	380
Cord colour	Black
Net weight (kg)	9.2
Package volume (m3)	0.03
IP internal	20

### Download

Mounting instructions	<a href="#">↓ PDF</a>
Mounting instructions	<a href="#">↓ PDF</a>

### Photometric Files

ULD	<a href="#">↓ ZIP</a>
LDT / IES	<a href="#">↓ LDT</a>

### Technical Drawings

3D	<a href="#">↓ ZIP</a>
 Bim	<a href="#">↓ ZIP</a>



Photometric

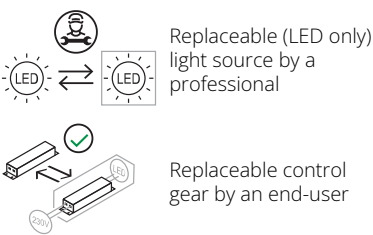
Lighting type	Direct, Indirect
Light distribution	Asymmetric
CCT (K)	2700
CRI>	95
Extreme cut off	No

Electrical

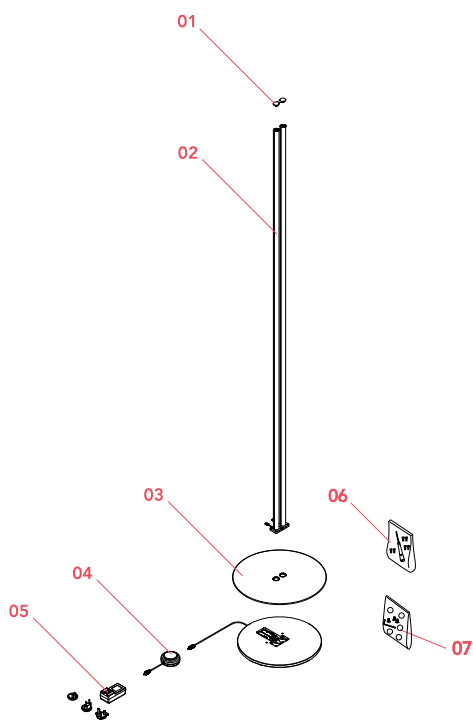
Insulation class	III
Frequency (Hz)	50/60
Main voltage (Vac)	100-240
Power supply	Remote included
Dimmable	Yes
Power supply type	Electronic 48V
Dimming interface	Dimmer Integrated
Plug type	Type A, Type C, Type G
Batteries inside	No

Ecodesign and Energy Labelling

This product contains a light source of energy efficiency class F



Spare Parts



- |     |   |           |
|-----|---|-----------|
| 01. | Assembly Body Fixing for Coordinates Floor Anodized Champagne | RF29550   |
| 02. | Coordinates Floor Body  | RF1800044 |
| 03. | Coordinates Floor Cover Base                                  | RF31891   |
| 04. | Coordinates F switch dimmer assembly (with EMC filter)        | RF37531   |
| 05. | Black plug assembly kit & 48V driver                          | RF6600130 |
| 06. | Coordinates Floor Kit of screws, screwdriver ad feet pads     | RF29554   |
| 07. | Captain Flint Kit screws with allen key and feet pads         | RF1530100 |



RF29550  
Assembly Body Fixing for  
Coordinates Floor Anodized  
Champagne



RF1800044  
Coordinates Floor Body



RF31891  
Coordinates Floor Cover Base



RF37531  
Coordinates F switch dimmer  
assembly (with EMC filter)



RF6600130  
Black plug assembly kit & 48V  
driver



RF29554  
Coordinates Floor Kit of screws,  
screwdriver and feet pads



RF1530100  
Captain Flint Kit screws with allen  
key and feet pads