

FLOS

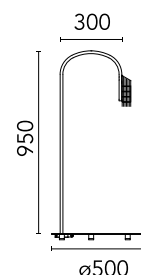
■ F016N22K033.A Anthracite

Caule Floor 2 Nest

Designed by Patricia Urquiola, 2019



LED light source included. Integrated 220-240V 50-60 Hz electrical power. Cable suitable for outdoors, 5-m long with Schuko IP44 plug. IP65 backlit pedal dimmer switch on the cable for easy ON/OFF and to adjust the amount of light. 110V version upon request. Integrated dimmer control switch (on the cable) Casambi function on demand.



Are you a professional and your project needs consulting and support?

[BOOK AN APPOINTMENT](#)

Main specifications

| | |
|------------------------|----------------------|
| EAN | 8054793255743 |
| Mounting | Floor |
| Environments | Outdoor wet location |
| Light source type | LED |
| Light sources included | Yes |
| LED type | Power LED |
| Number of lamps | 1 |
| Power (W) | 4 |
| System power (W) | 3.5 |
| Lumen Output (lm) | 124 |

Physical

| | |
|-----------------|------------|
| Colour | Anthracite |
| Trim | No |
| Orientation | Fixed |
| Net weight (kg) | 11.98 |
| IP internal | 65 |
| Drive Over | No |

Download

[Mounting instructions](#)  ZIP

Photometric Files

[LDT / IES](#)  ZIP

Technical Drawings

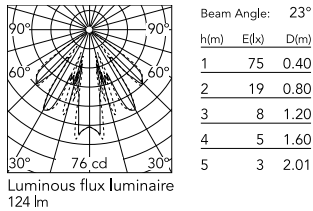
[2D](#)  ZIP

[3D](#)  ZIP

[Bim](#)  ZIP

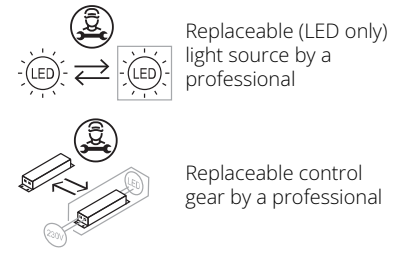


Schematic light drawing



Ecodesign and Energy

Labelling



Photometric

| | |
|--------------------|-----------|
| Lighting type | Direct |
| Light distribution | Symmetric |
| CCT (K) | 2700 |
| CRI> | 80 |
| Extreme cut off | No |

Electrical

| | |
|--------------------|-------------------|
| Insulation class | III |
| Frequency (Hz) | 50/60 |
| Main voltage (Vac) | 220-240 |
| Power supply | Integrated |
| Dimmable | Yes |
| Power supply type | Dimmer on board |
| Dimming interface | Dimmer Integrated |
| Emergency | No |

Notes

We recommend using a connection system with a degree of protection greater than or equal to the degree of protection of the luminaire.

During the installation and the maintenance of the fixtures it is important to be careful and avoid damages on the paint coating.

Damages on the coating exposed to outdoor conditions or water, could cause corrosion.

Chemical substances affect the anticorrosion covering protection.

For LED fixtures, there is evidence that most of the damages are connected to electrical effects related to the insulations, which cause destructive electrical discharges

These effects are frequently caused by:

- over voltage coming from the mains' network where fixture is connected.
- electrostatic discharge (ESD) coming from the environment.

The use of a protective device against the overvoltage on the electrical installation is warmly suggest this helps to reduce the intensity of some of these phenomenon and prevent irreversible damages. The selection of the type of device to be used must be adjust on the electrical plant.