

FLOS

■ F1311030 Black

Camouflage 140 mm Black

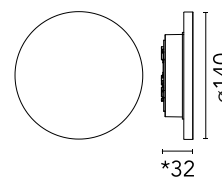
Designed by Piero Lissoni, 2016



24V remote power supply to be ordered separately. Includes power cable of 100 mm. The power supply can be installed remotely (installation box not required) or housed at the back of the luminaire in the optional installation box.

Are you a professional and your project needs consulting and support?

BOOK AN APPOINTMENT



*Concrete, crema d'orcina,
basaltina H = 35 mm

Main specifications

EAN	8054793585345
Mounting	Wall
Environments	Outdoor wet location
Light source type	LED
Light sources included	Yes
LED type	Power LED
Number of lamps	1
Power (W)	8
Lumen Output (lm)	551

Physical

Colour	Black
Trim	No
Orientation	Fixed
Net weight (kg)	0.51
Package height (mm)	93
Package width (mm)	198
Package length (mm)	198
IP internal	65

Download

Mounting instructions [ZIP](#)

Photometric Files

LDT / IES [ZIP](#)

Technical Drawings

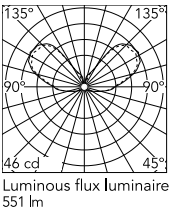
2D [ZIP](#)

3D [ZIP](#)

[Bim](#) [ZIP](#)






Schematic light drawing



Ecodesign and Energy Labelling

This product contains a light source of energy efficiency class F



Replaceable (LED only) light source by a professional

Photometric

Light distribution	Symmetric
CCT (K)	3000
CRI>	80
Beam angle C0-180 (°)	157
Beam angle C90-270 (°)	157

Electrical

Insulation class	III
Frequency (Hz)	50/60
Main voltage (Vac)	24
Power supply	Remote excluded
Power supply type	Non Dimmable, Dimmable 1-10V, Dimmable DALI 1
Emergency	No

Notes

We recommend using a connection system with a degree of protection greater than or equal to the degree of protection of the luminaire.

During the installation and the maintenance of the fixtures it is important to be careful and avoid damages on the paint coating.

Damages on the coating exposed to outdoor conditions or water, could cause corrosion.

Chemical substances affect the anticorrosion covering protection.

For LED fixtures, there is evidence that most of the damages are connected to electrical effects related to the insulations, which cause destructive electrical discharges

These effects are frequently caused by:

- over voltage coming from the mains' network where fixture is connected.
- electrostatic discharge (ESD) coming from the environment.

The use of a protective device against the overvoltage on the electrical installation is warmly suggest this helps to reduce the intensity of some of these phenomenon and prevent irreversible damages. The selection of the type of device to be used must be adjust on the electrical plant.

Accessories & Power Supply



REQUIRED
Accessory

F1318000
Box for installation for
Camouflage Ø 140mm



REQUIRED
Power supply

RF25752
Power supply 24Vdc 20W / 220-
240V IP67 Class II selv. Non
Dimmable



REQUIRED
Power supply

RF25747
Power supply 24V 10W /110-240V
IP20 Class II selv. Non Dimmable



REQUIRED
Power supply

RF25750
Power supply 24Vdc 17W / 110-
240V (15W@110V) IP20 Class II
selv. Dimmable Push-Dimm Or
1.10V



REQUIRED
Power supply

RF25748
Power Supply dual function C.V.
Vout 24Vdc 8W, Vin 220÷240V
C.C. Iout 350mA: 8W, Vin
220÷240V IP 65 Class II Selv. NON
Dimmable



REQUIRED
Power supply

F990B23AZ00
Power supply 24Vdc 35W /120-
270V IP67 Class II selv.



REQUIRED
Power supply

RF26387.A
Power supply 24Vdc 20W / 110-
240Vdc (15W@110V) IP67 Class II
selv. Dimmable DALI



REQUIRED
Power supply

F990B27A000
Power supply 24Vdc 70W / 220-
240V IP67 Class I selv. Non
Dimmable



REQUIRED
Power supply

F990B28A000

Power supply 24Vdc 50W / 220-
240V IP67 Class I selv. Non
Dimmable



REQUIRED
Power supply

F990B29A000

Power supply 24Vdc 100W / 220-
240V IP67 Class I selv.Non
Dimmable