

FLOS

F001G43A006 Grey

Belvedere Spot Wall Non Dimmable Grey

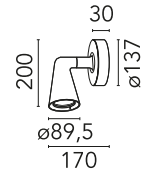
Designed by Antonio Citterio/assistant Toan Nguyen, 2007



Direct wall installation. 220-240V power supply included. Included 2 way terminal block 4 poles IP68 H2O Stop. 24V Dimmable version available on request.

Are you a professional and your project needs consulting and support?

BOOK AN APPOINTMENT



Main specifications

EAN	8054793177281
Mounting	Wall
Environments	Outdoor wet location
Light source type	LED
Light sources included	Yes
LED type	Power LED
Number of lamps	1
Power (W)	6
System power (W)	6
Lumen Output (lm)	360

Physical

Colour	Grey
Trim	No
Orientation	Adjustable
Net weight (kg)	1.26
Package height (mm)	285
Package width (mm)	238
Package length (mm)	181
Package volume (m3)	0.01
IP internal	65
Drive Over	No

Download

Mounting instructions [ZIP](#)

Photometric Files

LDT / IES [ZIP](#)

Technical Drawings

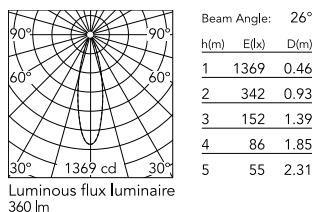
2D [ZIP](#)

3D [ZIP](#)

[Bim](#) [ZIP](#)



Schematic light drawing



Photometric

Lighting type	Direct
Light distribution	Symmetric
CCT (K)	4000
CRI>	80
Beam angle C0-180 (°)	28
Beam angle C90-270 (°)	28
Extreme cut off	No

Electrical

Insulation class	II
Frequency (Hz)	50/60
Main voltage (Vac)	220-240
Power supply	Integrated
Dimmable	No
Power supply type	Non Dimmable
Dimming interface	Not Dimmable
Emergency	No

Ecodesign and Energy Labelling

This product contains a light source of energy efficiency class E



Notes

We recommend using a connection system with a degree of protection greater than or equal to the degree of protection of the luminaire.

During the installation and the maintenance of the fixtures it is important to be careful and avoid damages on the paint coating.

Damages on the coating exposed to outdoor conditions or water, could cause corrosion.

Chemical substances affect the anticorrosion covering protection.

For LED fixtures, there is evidence that most of the damages are connected to electrical effects related to the insulations, which cause destructive electrical discharges

These effects are frequently caused by:

- over voltage coming from the mains' network where fixture is connected.
- electrostatic discharge (ESD) coming from the environment.

The use of a protective device against the overvoltage on the electrical installation is warmly suggest this helps to reduce the intensity of some of these phenomenon and prevent irreversible damages. The selection of the type of device to be used must be adjust on the electrical plant.

Accessories & Power Supply



OPTIONAL
Accessory

F001Z010000

Spot visor



OPTIONAL
Accessory

F001Z030000


Spot visor with honeycomb



OPTIONAL
Accessory

F001Z040000

Spot visor with flood lens



OPTIONAL
Accessory

F990E00A000

S.P.D. (SURGE PROTECTION
DEVICE)