


# FLOS

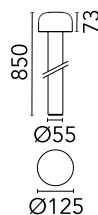
 F003B31A018 Deep Brown

## Bellhop Bollard H 850 mm Non Dimmable

Designed by Edward Barber and Jay Osgerby, 2018



100-240V power supply included. Ready for installation on solid surface. Each luminaire is equipped with 200 mm cable for connection inside the luminaire body. Recommended connection with a 2 way terminal block 4 poles IP68 H2O Stop, to be ordered separately.



Are you a professional and your project needs consulting and support?

[BOOK AN APPOINTMENT](#)

### Main specifications

EAN	8054793187433
Mounting	Ground
Environments	Outdoor wet location
Light source type	LED
Light sources included	Yes
LED type	Power LED
Number of lamps	1
Power (W)	8
Lumen Output (lm)	580

### Physical

Colour	Deep Brown
Trim	No
Orientation	Fixed
Net weight (kg)	2.8
Package height (mm)	875
Package width (mm)	173
Package length (mm)	165
Package volume (m3)	0.02
IP internal	65


### Download

[Mounting instructions](#)  ZIP

### Photometric Files

[LDT / IES](#)  ZIP

### Technical Drawings

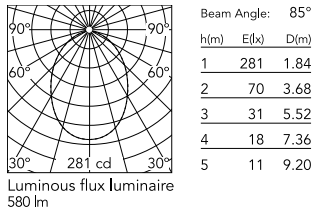
[2D](#)  ZIP

[3D](#)  ZIP

[Bim](#)  ZIP



## Schematic light drawing



## Photometric

Lighting type	Direct
Light distribution	Symmetric
CCT (K)	3000
CRI>	80
Beam angle C0-180 (°)	85
Beam angle C90-270 (°)	85

## Electrical

Insulation class	I
Frequency (Hz)	50/60
Main voltage (Vac)	220-240
Power supply	Integrated
Dimmable	No
Power supply type	Non Dimmable
Dimming interface	Not Dimmable
Emergency	No

## Ecodesign and Energy Labelling

This product contains a light source of energy efficiency class D



## Notes

During the installation and the maintenance of the fixtures it is important to be careful and avoid damages on the paint coating.

Damages on the coating exposed to outdoor conditions or water, could cause corrosion.

Chemical substances affect the anticorrosion covering protection.

For LED fixtures, there is evidence that most of the damages are connected to electrical effects related to the insulations, which cause destructive electrical discharges

These effects are frequently caused by:

- over voltage coming from the mains' network where fixture is connected.
- electrostatic discharge (ESD) coming from the environment.

The use of a protective device against the overvoltage on the electrical installation is warmly suggest this helps to reduce the intensity of some of these phenomenon and prevent irreversible damages. The selection of the type of device to be used must be adjust on the electrical plant.

## Accessories & Power Supply



OPTIONAL  
Accessory

F990E00A000

S.P.D. (SURGE PROTECTION  
DEVICE)



OPTIONAL  
Accessory

F990C00A000

2 way terminal block 4 poles IP68  
H20 stop. (ø5,5÷12mm cable)



OPTIONAL  
Accessory

F003Z010000

Base plate with bolt