

# FLOS

F4589056-310.A Matte Stainless Steel

## A-Round 315 Dimmable 1-10V Matt Steel

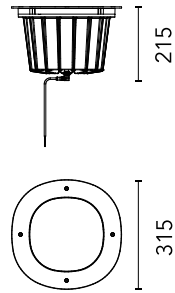
Designed by Piero Lissoni, 2017



Integrated 220/240V power supply. Box for installation required, to be ordered separately. Adjustment on the vertical axis: max 15°. Rotation around the horizontal axis: max 359°.

Are you a professional and your project needs consulting and support?

[BOOK AN APPOINTMENT](#)



### Main specifications

EAN	8054793601823
Mounting	In-ground
Environments	Outdoor wet location
Light source type	LED
Light sources included	Yes
LED type	Power LED
Number of lamps	1
Power (W)	42
System power (W)	42
Lumen Output (lm)	2856

### Physical

Colour	Matte Stainless Steel
Trim	No
Orientation	Adjustable
Rotation (°)	359
Transversal tilting (°)	15
Net weight (kg)	7.14
Package height (mm)	330
Package width (mm)	330
Package length (mm)	213
Package volume (m3)	0.02
IP internal	67
IP external	66
Static load (kg)	3000.000
Drive Over	Yes

### Download

[Mounting instructions](#)  ZIP

[Mounting instructions](#)  ZIP


### Photometric Files

[LDT / IES](#)  ZIP

### Technical Drawings

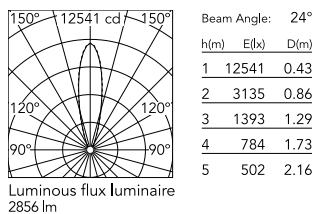
[2D](#)  ZIP

[3D](#)  ZIP

[Bim](#)  ZIP



## Schematic light drawing



## Photometric

Lighting type	Direct
Light distribution	Symmetric
CCT (K)	2700
CRI>	80
Beam angle C0-180 (°)	25
Beam angle C90-270 (°)	25
Extreme cut off	No

## Electrical

Insulation class	II
Frequency (Hz)	50/60
Main voltage (Vac)	220-240
Power supply	Remote included
Dimmable	Yes
Power supply type	Dimmable 1-10V
Dimming interface	Dimmer Integrated
Emergency	No

## Ecodesign and Energy Labelling

This product contains a light source of energy efficiency class E



## Notes

We recommend using a connection system with a degree of protection greater than or equal to the degree of protection of the luminaire.

During the installation and the maintenance of the fixtures it is important to be careful and avoid damages on the paint coating.

Damages on the coating exposed to outdoor conditions or water, could cause corrosion.

Chemical substances affect the anticorrosion covering protection.

For LED fixtures, there is evidence that most of the damages are connected to electrical effects related to the insulations, which cause destructive electrical discharges

These effects are frequently caused by:

- over voltage coming from the mains' network where fixture is connected.
- electrostatic discharge (ESD) coming from the environment.

The use of a protective device against the overvoltage on the electrical installation is warmly suggest this helps to reduce the intensity of some of these phenomenon and prevent irreversible damages. The selection of the type of device to be used must be adjust on the electrical plant.

## Accessories & Power Supply



REQUIRED  
Accessory

F4599000

Box for installation



OPTIONAL  
Accessory

F4557000

Honeycomb 6 units Kit



OPTIONAL  
Accessory

F4560000

Flood lens 6 units Kit



OPTIONAL  
Accessory

F990C00A000

2 way terminal block 4 poles IP68  
H2O stop. (ø5,5÷12mm cable)



OPTIONAL  
Accessory

F990C010000

3/4 way terminal block 4 poles  
IP68 H2O stop. (ø5,5÷12mm  
cable)



OPTIONAL  
Accessory

F990E00A000

S.P.D. (SURGE PROTECTION  
DEVICE)